

LUMEZZANE S.A. • BRESCIA • ITALY

Via Ragazzi del 99, 28 • 25067 LUMEZZANE S.A. • BS
 Tel. 0039 030 8921426 r.a. • Fax 0039 030 8922808
 e-mail: info@pml-morandi.it • web: pml-morandi.it



C
a
t
a
l
o
g
o

G
e
n
e
r
a
l
e


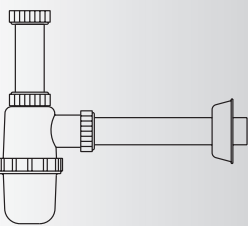
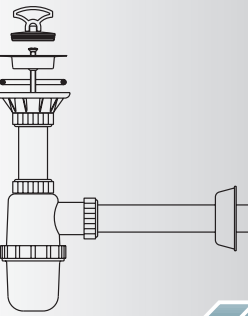
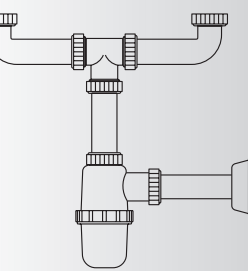
•
G
e
n
e
r
a
l

C
a
t
a
l
o
g
u
e



La scelta giusta

Catalogo Generale
General Catalogue

	ARTICOLO ARTICLE	DESCRIZIONE DISCRPTION	MISURA MEASURE	PREZZO LIT.	EURO €
 ▲ 50	235.2Y	con tubo scarico mm. 180 <i>with 180 mms discharge pipe</i>	1"1/4 x Ø32		
	235.2Z	con tubo scarico mm. 250 <i>with 250 mms discharge pipe</i>	1"1/4 x Ø32		
 ■ 50	1200.232	attacco piletta 1"1/4 e tubo Ø32 <i>waste connection 1"1/4 and tube Ø32</i>	1"1/4xØ32		
	1200.332	attacco piletta 1"1/2 e tubo Ø32 <i>waste connection 1"1/2 and tube Ø32</i>	1"1/2xØ32		
	1200.340	attacco piletta 1"1/2 e tubo Ø40 <i>waste connection 1"1/2 and tube Ø40</i>	1"1/2xØ40		
 ■ 50	1201.232	completo di piletta Ø80 per fire-clay <i>whit waste Ø80 for fire-clay</i>	1"1/4xØ32		
	1201.340	completo di piletta Ø80 per fire-clay <i>whit waste Ø80 for fire-clay</i>	1"1/2xØ40		
 ■ 50	1210.232	attacco piletta 1"1/4 e tubo Ø32 <i>waste connection 1"1/4 and tube Ø32</i>	1"1/4xØ32		
	1210.332	attacco piletta 1"1/2 e tubo Ø32 <i>waste connection 1"1/2 and tube Ø32</i>	1"1/2xØ32		
	1210.340	attacco piletta 1"1/2 e tubo Ø40 <i>waste connection 1"1/2 and tube Ø40</i>	1"1/2xØ40		

	ARTICOLO ARTICLE	DESCRIZIONE DISCRPTION	MISURA MEASURE	PREZZO LIT.	EURO €
 50	1211.232	con pilette Ø80x1"1/4 fire-clay <i>with wastes Ø80x1"1/4 fire-clay</i>	1"1/4xØ32		
	1211.340	con pilette Ø80x1"1/2 fire-clay <i>with wastes Ø80x1"1/2 fire-clay</i>	1"1/2xØ40		
 50	1000.2CR	con canotto cromato <i>with chromed discharge pipe</i>	1"1/4xØ32		
	1000.2PL	con canotto plastica mm.220 <i>with plastic 220mms discharge pipe</i>	1"1/4xØ32		
 50	1050.2CR	c/canot.cromato e att.pil.1"1/4 <i>w/chr.disc.pipe and con.waste 1"1/4</i>	1"1/4xØ32		
	1050.3CR	c/canot.cromato e att.pil.1"1/2 <i>w/chr.disc.pipe and con.waste 1"1/2</i>	1"1/2xØ32		
	1050.2PL	c/can.plastica220mm e att.pil.1"1/4 <i>w/plas.220mms disc.pipe con.w.1"1/4</i>	1"1/4xØ32		
	1050.3PL	c/can.plastica220mm e att.pil.1"1/2 <i>w/plas.220mms disc.pipe con.w.1"1/2</i>	1"1/2xØ32		
 50	1001.2CR	con canotto cromato <i>with chromed discharge pipe</i>	1"1/4xØ32		
	1001.2PL	con canotto plastica mm.220 <i>with plastic 220mms discharge pipe</i>	1"1/4xØ32		



Ottone
Brass



Acciaio inox
Stainless steel



Plastica
Plastic



Altri
Others



Box

	ARTICOLO ARTICLE	DESCRIZIONE DISCRPTION	MISURA MEASURE	PREZZO LIT.	EURO €
<p>50 </p>	1051.2CR	c/canot.cromato e att.pil.1"1/4 w/chr.disc.pipe and con.waste 1"1/4	1"1/4xØ32		
	1051.3CR	c/canot.cromato e att.pil.1"1/2 w/chr.disc.pipe and con.waste 1"1/2	1"1/2xØ32		
	1051.2PL	c/can.plastica220mm e att.pil.1"1/4 w/plas.220mms disc.pipe con.w.1"1/4	1"1/4xØ32		
	1051.3PL	c/can.plastica220mm e att.pil.1"1/2 w/plas.220mms disc.pipe con.w.1"1/2	1"1/2xØ32		
<p>50 </p>	1005.2CR	con canotto cromato with chromed discharge pipe	1"1/4xØ32		
	1005.2PL	con canotto plastica mm.220 with plastic 220mms discharge pipe	1"1/4xØ32		
<p>50 </p>	1060.2CR	c/canot.cromato e att.pil.1"1/4 w/chr.disc.pipe and con.waste 1"1/4	1"1/4xØ32		
	1060.3CR	c/canot.cromato e att.pil.1"1/2 w/chr.disc.pipe and con.waste 1"1/2	1"1/2xØ32		
	1060.2PL	c/can.plastica220mm e att.pil.1"1/4 w/plas.220mms disc.pipe con.w.1"1/4	1"1/4xØ32		
	1060.3PL	c/can.plastica220mm e att.pil.1"1/2 w/plas.220mms disc.pipe con.w.1"1/2	1"1/2xØ32		
<p>50 </p>	1006.2CR	con canotto cromato with chromed discharge pipe	1"1/4xØ32		
	1006.2PL	con canotto plastica mm.220 with plastic 220mms discharge pipe	1"1/4xØ32		

	ARTICOLO ARTICLE	DESCRIZIONE DISCRPTION	MISURA MEASURE	PREZZO LIT.	EURO €
<p>50 </p>	1061.2CR	c/canot.cromato e att.pil.1"1/4 w/chr.disc.pipe and con.waste 1"1/4	1"1/4xØ32		
	1061.3CR	c/canot.cromato e att.pil.1"1/2 w/chr.disc.pipe and con.waste 1"1/2	1"1/2xØ32		
	1061.2PL	c/can.plastica220mm e att.pil.1"1/4 w/plas.220mms disc.pipe con.w.1"1/4	1"1/4xØ32		
	1061.3PL	c/can.plastica220mm e att.pil.1"1/2 w/plas.220mms disc.pipe con.w.1"1/2	1"1/2xØ32		
<p>50 </p>	2000.3PL	con canotto in plastica Ø40x230 with Ø40x230 plastic discharge pipe	1"1/2xØ40		
<p>50 </p>	2001.3PL	con canotto in plastica Ø40x230 with Ø40x230 plastic discharge pipe	1"1/2xØ40		
<p>50 </p>	2002.3PL	con canotto in plastica Ø40x230 with Ø40x230 plastic discharge pipe	1"1/2xØ40		



Ottone
Brass



Acciaio inox
Stainless steel



Plastica
Plastic



Altri
Others



Box

	ARTICOLO ARTICLE	DESCRIZIONE DISCRPTION	MISURA MEASURE	PREZZO LIT.	EURO €
<p>50 </p>	2003.3PL	<p>Sifone gigante in POLIPROPILENE a 2 vie senza pilette, colore bianco</p> <p><i>2 ways PLASTIC giant trap without simplex wastes, white colour</i></p>	con canotto in plastica Ø40x230 <i>with Ø40x230 plastic discharge pipe</i>	1"1/2xØ40	
<p>50 </p>	2201	<p>Sifone livello TOP autopulente a 1 via in POLIPROPILENE, colore bianco</p> <p><i>TOP 1 way self-cleaning PLASTIC sink trap, white colour</i></p>	canotto di scarico in plastica Ø40x100 e 4 attacchi lavatrice otturabili <i>Ø40x100 plastic discharge pipe and 4 closing washing-machine connections</i>	1"1/2xØ40	
<p>50 </p>	2202	<p>Sifone livello TOP autopulente a 2 vie in POLIPROPILENE, colore bianco</p> <p><i>TOP 2 ways self-cleaning PLASTIC sink trap, white colour</i></p>	canotto di scarico in plastica Ø40x100 e 3 attacchi lavatrice otturabili <i>Ø40x100 plastic discharge pipe and 3 closing washing-machine connections</i>	1"1/2xØ40	
<p>50 </p>	2203	<p>Sifone livello TOP autopulente a 3 vie in POLIPROPILENE, colore bianco</p> <p><i>TOP 3 ways self-cleaning PLASTIC sink trap, white colour</i></p>	canotto di scarico in plastica Ø40x100 e 2 attacchi lavatrice otturabili <i>Ø40x100 plastic discharge pipe and 2 closing washing-machine connections</i>	1"1/2xØ40	

	ARTICOLO ARTICLE	DESCRIZIONE DISCRIPTION	MISURA MEASURE	PREZZO LIT.	EURO €
 50	2204	a 2 vie con canotto scarico Ø40x100 e 2 attacchi lavatrice otturabili <i>2 ways trap with Ø40x100 disc.pipe and 2 closing washing-machine con.</i>	1"1/2xØ40		
	2205	a 3 vie con canotto scarico Ø40x100 e 2 attacchi lavatrice otturabili <i>3 ways trap with Ø40x100 disc.pipe and 2 closing washing-machine con.</i>	1"1/2xØ40		
 50	2206	senza piletta con canotto scarico plastica Ø40x230 <i>without waste with Ø40x230 plastic discharge pipe</i>	1"1/2xØ40		
	2208	con piletta e canotto di scarico in plastica Ø40x230 <i>with waste and Ø40x230 plastic discharge pipe</i>	1"1/2xØ40		
 50	2210	senza pilette con canotto scarico plastica Ø40x230 <i>without wastes with Ø40x230 plastic discharge pipe</i>	1"1/2xØ40		
	2212	con pilette e canotto di scarico in plastica Ø40x230 <i>with wastes and Ø40x230 plastic discharge pipe</i>	1"1/2xØ40		
 50	2004.2CP	combinazione con pilette <i>set with wastes</i>	1"1/4		
	2004.3CP	combinazione con pilette <i>set with wastes</i>	1"1/2		
	2004.2SP	combinazione senza pilette <i>set without wastes</i>	1"1/4		
	2004.3SP	combinazione senza pilette <i>set without wastes</i>	1"1/2		



Ottone
Brass



Acciaio inox
Stainless steel



Plastica
Plastic



Altri
Others



Box

	ARTICOLO ARTICLE	DESCRIZIONE DISCRPTION	MISURA MEASURE	PREZZO LIT.	EURO €
<p>50 </p>	2009.2	<p>prolunga semplice con guarniz. e dado Ø32x165 <i>simple extention Ø32x165 with nut and gasket</i></p>	1"1/4xØ32		
	2009.3	<p>prolunga semplice con guarniz. e dado Ø40x230 <i>simple extention Ø40x230 with nut and gasket</i></p>	1"1/2xØ40		
	2010.2	<p>prolunga con attacco lavatrice con guarnizione e dado Ø32x90 <i>extention with washing-machine conn. Ø32x90 with gasket and nut</i></p>	1"1/4xØ32		
	2010.3	<p>prolunga con attacco lavatrice con guarnizione e dado Ø40x90 <i>extention with washing-machine conn. Ø40x90 with gasket and nut</i></p>	1"1/2xØ40		
<p>50 </p>	2007	<p>pilettone in PP bianco, tappo a maniglia <i>white PP big waste, plug with handle</i></p>	1"1/2xØ70		
<p>50 </p>	2008	<p>pilettone completo con tappo a maniglia <i>complete big waste, plug with handle</i></p>	1"1/2		
<p>50 </p>	2008.MP	<p>pilettone completo con tappo a maniglia <i>complete big waste, plug with handle</i></p>	1"1/2		

	ARTICOLO ARTICLE	DESCRIZIONE DISCRIPTION	MISURA MEASURE	PREZZO LIT.	EURO €
<p>50 </p>	2140	flangia e cestello in acciaio inox 18/8 <i>simplex with inox 18/8 grill</i>	1"1/2		
	2141	flangia e cestello in PP bianca <i>simplex with white PP grill</i>	1"1/2		
<p>25 </p>	2142	flangia e cestello acciaio inox 18/8 <i>simplex with inox 18/8 grill</i>	1"1/2		
	2143	flangia e cestello PP bianca <i>simplex with white PP grill</i>	1"1/2		
<p>50 </p>	400.2S	con troppo pieno <i>with overflow</i>	1"1/4		
	407.2S	senza troppo pieno <i>without overflow</i>	1"1/4		
<p>50 </p>	400.2.35	con troppo pieno e codolo mm35 <i>with overflow and 35mms tang</i>	1"1/4		
	407.2.35	senza trop.pieno e codolo mm35 <i>without overflow and 35mms tang</i>	1"1/4		



Ottone
Brass



Acciaio inox
Stainless steel



Plastica
Plastic



Altri
Others



Box

	ARTICOLO ARTICLE	DESCRIZIONE DISCRPTION	MISURA MEASURE	PREZZO LIT.	EURO €
<p>Piletta gattinara in ottone per lavello</p> <p><i>brass simplex waste for sink</i></p>	1121.280 1121.380	tappo con triangolo <i>plug with triangle</i>	1"1/4xØ80 1"1/2xØ80		
	1122.280 1122.380	tappo con maniglia <i>plug with handle</i>	1"1/4xØ80 1"1/2xØ80		
	1123.280 1123.380	tappo con catena cm25 e anello <i>plug with chain cm25 and ring</i>	1"1/4xØ80 1"1/2xØ80		
	1124.280 1124.380	tappo con catena cm25 e vite <i>plug with chain cm25 and stay m4x50</i>	1"1/4xØ80 1"1/2xØ80		
<p>Piletta gattinara in POLIPROPILENE per lavello</p> <p><i>PP simplex waste for sink</i></p>	1152.280 1152.380	tappo con triangolo <i>plug with triangle</i>	1"1/4xØ80 1"1/2xØ80		
	1153.280 1153.380	tappo con maniglia <i>plug with handle</i>	1"1/4xØ80 1"1/2xØ80		
	1154.280 1154.380	tappo con catena cm25 e anello <i>plug with chain cm25 and ring</i>	1"1/4xØ80 1"1/2xØ80		
	1155.280 1155.380	tappo con catena cm25 e vite <i>plug with chain cm25 and stay m4x50</i>	1"1/4xØ80 1"1/2xØ80		
<p>Bocca a "S" universale con attacco da 3/4</p> <p><i>3/4 "S" universal swivel spout</i></p>	600.20 600.25 600.30	con aereatore <i>with aerator</i>	cm.20 cm.25 cm.30		
	601.20 601.25 601.30	con rompigitto in ottone <i>with brass jet-breaker</i>	cm.20 cm.25 cm.30		
	602.20 602.25 602.30	con rompigitto in ABS cromato <i>whit chromed ABS jet-breaker</i>	cm.20 cm.25 cm.30		
	<div style="border: 1px solid black; padding: 5px; display: inline-block;"> bocca Ø18 con spessore 0,75 Ø18 spout with 0,75 thickness </div>				

	ARTICOLO ARTICLE	DESCRIZIONE DISCRPTION	MISURA MEASURE	PREZZO LIT.	EURO €
<p>Bocca a "U" universale con attacco da 3/4</p> <p><i>3/4 "U" universal swivel spout</i></p>	603.20	con aereatore <i>with aerator</i>	cm.20		
	603.25		cm.25		
	603.30		cm.30		
	604.20	con rompigitto in ottone <i>with brass jet-breaker</i>	cm.20		
	604.25		cm.25		
	604.30		cm.30		
<p>Bocca a "J" universale con attacco da 3/4</p> <p><i>3/4 "J" universal swivel spout</i></p>	606.15	con aereatore <i>with aerator</i>	cm.15		
	606.20		cm.20		
	607.15	con rompigitto in ottone <i>with brass jet-breaker</i>	cm.15		
	607.20		cm.20		
	608.15	con rompigitto in ABS cromato <i>whit chromed ABS jet-breaker</i>	cm.15		
	608.20		cm.20		
<p>Aeratore - rompigitto e relativi snodi</p> <p><i>aerator - jet-breaker and corresponding joints</i></p>	610	aeratori femmina <i>female aerator</i>	22x1		
	611	aeratori maschio <i>male aerator</i>	24x1		
	612	snodi maschio-femmina <i>male-female joints</i>	22x1		
	613	snodi maschio-femmina <i>male-female joints</i>	24x1		
	614	rompigitto ottone cromato fem. <i>chrom.plated brass jet-break.female</i>	22x1		
	615	rompigitto ottone cromato mas. <i>chrom.plated brass jet-breaker male</i>	24x1		

bocca Ø18 con spessore 0,75
Ø18 spout with 0,75 thickness

bocca Ø18 con spessore 0,75
Ø18 spout with 0,75 thickness



Ottone
Brass



Acciaio inox
Stainless steel



Plastica
Plastic



Altri
Others



Box

	ARTICOLO ARTICLE	DESCRIZIONE DISCRIPITION	MISURA MEASURE	PREZZO LIT.	EURO €	
<p>50 </p>	221.1Y	Con tubo scarico mm200 <i>With 200mms discharge pipe</i>	1"xØ26			
	221.2Y		1"1/4xØ32			
	221.1Z	Heavy type <i>PATENTED</i> <i>bottle trap without</i> <i>basin waste</i>	Con tubo scarico mm250 <i>With 250mms discharge pipe</i>	1"xØ26		
	221.2Z		1"1/4xØ32			
<p>50 </p>	232.1Y	Con tubo scarico mm200 <i>With 200mms discharge pipe</i>	1"xØ26			
	232.2Y		1"1/4xØ32			
	232.1Z	Heavy type <i>NORMAL</i> <i>bottle trap without</i> <i>basin waste</i>	Con tubo scarico mm250 <i>With 250mms discharge pipe</i>	1"xØ26		
	232.2Z		1"1/4xØ32			
<p>50 </p>	226.1Y	Con tubo scarico mm200 <i>With 200mms discharge pipe</i>	1"xØ26			
	226.2Y		1"1/4xØ32			
	226.1Z	Heavy type <i>PRATIC</i> <i>bottle trap without</i> <i>basin waste</i>	Con tubo scarico mm250 <i>With 250mms discharge pipe</i>	1"xØ26		
	226.2Z		1"1/4xØ32			
<p>50 </p>	233.1X	Con tubo scarico mm180 <i>With 180mms discharge pipe</i>	1"xØ26			
	233.2X		1"1/4xØ32			
	233.1Z	<i>AURORA</i> bottle trap <i>without basin waste</i>	Con tubo scarico mm250 <i>With 250mms discharge pipe</i>	1"xØ26		
	233.2Z		1"1/4xØ32			



Ottone
Brass



Acciaio inox
Stainless steel



Plastica
Plastic



Altri
Others



Box

2



	ARTICOLO ARTICLE	DESCRIZIONE DISCRPTION	MISURA MEASURE	PREZZO LIT.	EURO €
<p>50 </p>	1100.232	Con tubo scarico mm200 <i>With 200mms discharge pipe</i>	1" 1/4xØ32		
	1100.240		1" 1/4xØ38/40		
	1100.340	Disponibile con bicchiere più alto <i>Available with high cup</i>	1" 1/2xØ38/40		
<p>50 </p>	1111.232	Tappo con anello <i>Plug with ring</i>	1" 1/4xØ32		
	1112.232	Tappo con catena cm25 e vite 5X50 <i>Plug ball-chain (250mms) and stay m5x50</i>	1" 1/4xØ32		
	1109.232	Tappo con catena cm25 e anello <i>Plug ball-chain (250mms) and ring</i>	1" 1/4xØ32		
<p>50 </p>	Z1100.232	Con tubo scarico mm200 <i>With 200mms discharge pipe</i>	1" 1/4xØ32		
	Z1111.232	Tappo con anello <i>Plug with ring</i>	1" 1/4xØ32		
<p>50 </p>	Z1109.232	Tappo con catena cm25 e anello <i>Plug ball-chain (250mms) and ring</i>	1" 1/4xØ32		



Ottone
Brass



Acciaio inox
Stainless steel



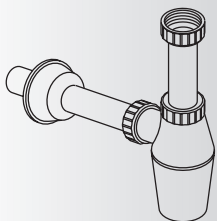

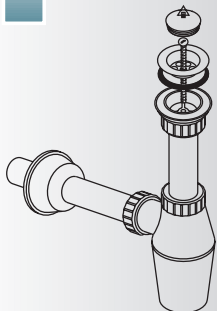

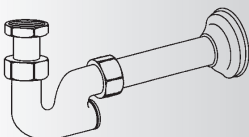

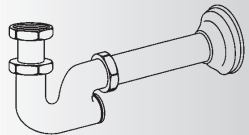

Plastica
Plastic



Altri
Others



Box

	ARTICOLO ARTICLE	DESCRIZIONE DISCRIPTION	MISURA MEASURE	PREZZO LIT.	EURO €
 <p>50 </p>	1128.232	Sifone PP "tipo tedesco" <i>PP german bottle trap</i>	1"1/4xØ32		
	1128.240	Sifone PP "tipo tedesco" <i>PP german bottle trap</i>	1"1/4xØ40		
	1128.340	Sifone PP "tipo tedesco" <i>PP german bottle trap</i>	1"1/2xØ40		
 <p>50 </p>	1129.232	Tappo con anello <i>Plug with ring</i>	1"1/4xØ32		
	1130.232	Tappo con catena cm25 e anello <i>Plug ball-chain (250mms) and ring</i>	1"1/4xØ32		
 <p>50 </p>	251.1Y	Con tubo scarico mm200 <i>With 200mms discharge pipe</i>	1"xØ26		
	251.2Y		1"1/4xØ32		
	251.1Z	Con tubo scarico mm250 <i>With 250mms discharge pipe</i>	1"xØ26		
	251.2Z		1"1/4xØ32		
 <p>50 </p>	256.1Y	Con tubo scarico mm200 <i>With 200mms discharge pipe</i>	1"xØ26		
	256.2Y		1"1/4xØ32		
	256.1Z	Con tubo scarico mm250 <i>With 250mms discharge pipe</i>	1"xØ26		
	256.2Z		1"1/4xØ32		



2



	ARTICOLO ARTICLE	DESCRIZIONE DISCRIPTION	MISURA MEASURE	PREZZO LIT.	EURO €
<p>Sifone a colonna PRATIC senza piletta lavabo</p> <p><i>Heavy type PRATIC pillar trap without basin waste</i></p> <p>50 </p>	227.1Y	Con tubo scarico mm200 <i>With 200mms discharge pipe</i>	1" x Ø26		
	227.2Y		1" 1/4 x Ø32		
	227.1Z	Con tubo scarico mm250 <i>With 250mms discharge pipe</i>	1" x Ø26		
	227.2Z		1" 1/4 x Ø32		
<p>Sifone a colonna AURORA senza piletta lavabo</p> <p><i>AURORA pillar trap without basin waste</i></p> <p>50 </p>	257.1X	Con tubo scarico mm180 <i>With 180mms discharge pipe</i>	1" x Ø26		
	257.2X		1" 1/4 x Ø32		
	257.1Z	Con tubo scarico mm250 <i>With 250mms discharge pipe</i>	1" x Ø26		
	257.2Z		1" 1/4 x Ø32		
<p>Sifone in tubo per lavabo REGOLABILE senza piletta</p> <p><i>ADJUSTABLE tube trap for basin without waste</i></p> <p>50 </p>	276.1X	Con tubo scarico mm180 <i>With 180mms discharge pipe</i>	1" x Ø26		
	276.2X		1" 1/4 x Ø32		
	276.1Z	Con tubo scarico mm250 <i>With 250mms discharge pipe</i>	1" x Ø26		
	276.2Z		1" 1/4 x Ø32		
<p>Sifone MINI senza piletta</p> <p><i>MINI trap without waste</i></p> <p>50 </p>	281.1Y	Con tubo scarico mm200 <i>With 200mms discharge pipe</i>	1" X Ø26		
	281.2Y	Con tubo scarico mm200 <i>With 200mms discharge pipe</i>	1" 1/4 x Ø32		



Ottone
Brass



Acciaio inox
Stainless steel



Plastica
Plastic



Altri
Others



Box

	ARTICOLO ARTICLE	DESCRIZIONE DISCRPTION	MISURA MEASURE	PREZZO LIT.	EURO €
<p>Sifone per lavabo a colonna in POLIPROPILENE senza piletta</p>	259.1Y	Sifone con tubo in plastica Ø26x200 <i>trap with Ø26x200 plastic pipe</i>	1"xØ26		
	259.2Y	Sifone con tubo in plastica Ø32x200 <i>trap with Ø32x200 plastic pipe</i>	1"1/4xØ32		
<p><i>PLASTIC pillar trap for basin without waste</i></p> <p>50 </p>		<p>il sifone è orientabile <i>the trap is ball-joint</i></p>			
<p>Sifone a "S" per bidet BREVETTATO senza piletta lavabo</p>	261.1Y	Con tubo scarico mm200 <i>With 200mms discharge pipe</i>	1"xØ26		
	261.2Y		1"1/4xØ32		
	261.1Z	Con tubo scarico mm250 <i>With 250mms discharge pipe</i>	1"xØ26		
	261.2Z		1"1/4xØ32		
<p><i>Heavy type PATENTED "S" trap for bidet without basin waste</i></p> <p>50 </p>					
<p>Sifone a "S" per bidet NORMALE senza piletta lavabo</p>	266.1Y	Con tubo scarico mm200 <i>With 200mms discharge pipe</i>	1"xØ26		
	266.2Y		1"1/4xØ32		
	266.1Z	Con tubo scarico mm250 <i>With 250mms discharge pipe</i>	1"xØ26		
	266.2Z		1"1/4xØ32		
<p><i>Heavy type NORMAL "S" trap for bidet without basin waste</i></p> <p>50 </p>					
<p>Sifone a "S" per bidet PRATIC senza piletta lavabo</p>	228.1Y	Con tubo scarico mm200 <i>With 200mms discharge pipe</i>	1"xØ26		
	228.2Y		1"1/4xØ32		
	228.1Z	Con tubo scarico mm250 <i>With 250mms discharge pipe</i>	1"xØ26		
	228.2Z		1"1/4xØ32		
<p><i>PRATIC "S" trap for bidet without basin waste</i></p> <p>50 </p>					



Ottone
Brass



Acciaio inox
Stainless steel



Plastica
Plastic



Altri
Others



Box

2

	ARTICOLO ARTICLE	DESCRIZIONE DISCRIPTION	MISURA MEASURE	PREZZO LIT.	EURO €
 ▲ 50	267.1X	Con tubo scarico mm180 <i>With 180ms discharge pipe</i>	1"xØ26		
	267.2X		1" 1/4xØ32		
	267.1Z	Con tubo scarico mm250 <i>With 250mms discharge pipe</i>	1"xØ26		
	267.2Z		1" 1/4xØ32		
 ▲ 50	278.1X	Con tubo scarico mm180 <i>With 180mms discharge pipe</i>	1"xØ26		
	278.2X		1" 1/4xØ32		
	278.1Z	Con tubo scarico mm250 <i>With 250mms discharge pipe</i>	1"xØ26		
	278.2Z		1" 1/4xØ32		
 ■ 50	270.240	Senza piletta con scarico Ø40 <i>without waste with discharge Ø40</i>	1" 1/4xØ40		
	271.240	Con piletta simplex 1" 1/4 e scarico Ø40 <i>with simplex waste 1" 1/4 and discharge Ø40</i>	1" 1/4xØ40		
 ▲ 50	1117.232	Con tubo scarico mm200 <i>With 200mms discharge pipe</i>	1" 1/4xØ32		



Ottone
Brass



Acciaio inox
Stainless steel



Plastica
Plastic



Altri
Others

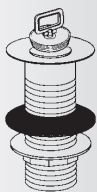
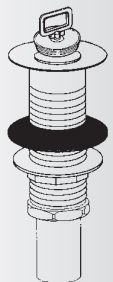
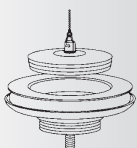
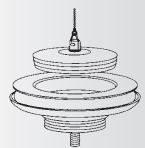


Box

	ARTICOLO ARTICLE	DESCRIZIONE DISCRPTION	MISURA MEASURE	PREZZO LIT.	EURO €
<p>50 </p>	Z1117.232	<p>Sifone a bottiglia per bidet "TIPO FRANCESE" in zama cromata</p> <p><i>C.P. ZAMAK "FRANCE" bottle trap for bidet</i></p>	<p>Con tubo scarico mm200 <i>With 200mms discharge pipe</i></p> <p>1" 1/4xØ32</p>		
<p>50 </p>	1118.232	<p>Sifone a bottiglia "SMALL" per lavabo e bidet, con tubetto fisso di attacco alla piletta</p> <p><i>CP brass bottle trap "SMALL" for basin and bidet, with fixed tube waste connection</i></p>	<p>Con tubo scarico mm 200 <i>With 200 mm discharge pipe</i></p> <p>1" 1/4xØ32</p>		
<p>50 </p>	<p>401.0S 401.1S 401.2S</p> <p>Alta mm70 per lavabo <i>70mms high for basin</i></p> <p>405.1S</p> <p>Alta mm90 per bidet <i>90mms high for bidet</i></p>	<p>Piletta lavabo e bidet con troppo pieno senza dado e codolo</p> <p><i>Bidet and basin waste with overflow without nut and tang</i></p>	<p>3/4 1" 1" 1/4</p> <p>1"</p>		
			<p>per tappo catena e anello aggiungere <i>for plug with chain and ring addition</i></p>		
<p>50 </p>	<p>401.1.70 401.2.70</p> <p>Alta mm70 per lavabo <i>70mms high for basin</i></p> <p>405.1.70</p> <p>Alta mm90 per bidet <i>90mms high for bidet</i></p>	<p>Piletta lavabo e bidet con troppo pieno con dado e codolo mm70</p> <p><i>Bidet and basin waste with overflow with nut and mms70 tang</i></p>	<p>1" 1" 1/4</p> <p>1"</p>		
			<p>per tappo catena e anello aggiungere <i>for plug with chain and ring addition</i></p>		

2



	ARTICOLO ARTICLE	DESCRIZIONE DISCRIPTION	MISURA MEASURE	PREZZO LIT.	EURO €
 <p>Piletta lavabo e bidet senza troppo pieno senza dado e codolo</p> <p><i>Bidet and basin waste without overflow without nut and tang</i></p>	431.1S	Alta mm70 per lavabo <i>70mms high for basin</i>	1"		
	431.2S	Alta mm70 per lavabo <i>70mms high for basin</i>	1" 1/4		
	435.1S	Alta mm90 per bidet <i>90mms high for bidet</i>	1"		
<div style="border: 1px solid black; padding: 5px; display: inline-block;"> per tappo catena e anello aggiungere for plug with chain and ring addition </div>					
 <p>Piletta lavabo e bidet senza troppo pieno con codolo dritto mm70</p> <p><i>Bidet and basin waste without overflow with straight tang mms70</i></p>	431.1.70	Alta mm70 per lavabo <i>70mms high for basin</i>	1"		
	431.2.70	Alta mm70 per lavabo <i>70mms high for basin</i>	1" 1/4		
	435.1.70	Alta mm90 per bidet <i>90mms high for bidet</i>	1"		
<div style="border: 1px solid black; padding: 5px; display: inline-block;"> per tappo catena e anello aggiungere for plug with chain and ring addition </div>					
 <p>Piletta simplex in ottone, per lavabo, con griglia acciaio</p> <p><i>Brass simplex waste with stainless steel flange</i></p>	1121.265	Tappo con triangolo <i>Plug with triangle</i>	1" 1/4xØ65		
	1122.265	Tappo con maniglia <i>Plug with handle</i>	1" 1/4xØ65		
	1123.265	Tappo con catena cm25 e anello <i>Plug with chain cm25 and ring</i>	1" 1/4xØ65		
	1124.265	Tappo con catena cm25 e vite M4x50 <i>Plug with chain cm25 and stay M4x50</i>	1" 1/4xØ65		
 <p>Piletta simplex in POLIPROPILENE con griglia acciaio</p> <p><i>PP simplex waste with stainless steel flange</i></p>	1139.266	Tappo con triangolo - <i>plug with triangle</i>	1" 1/4xØ65		
	1139.370	Tappo con triangolo - <i>plug with triangle</i>	1" 1/2xØ70		
	1140.266	Tappo con maniglia - <i>plug with handle</i>	1" 1/4xØ65		
	1140.370	Tappo con maniglia - <i>plug with handle</i>	1" 1/2xØ70		
	1141.266	Tappo con catena cm25 e anello <i>Plug with chain cm25 and ring</i>	1" 1/4xØ65		
	1142.266	Tappo con catena cm25 e vite M4x50 <i>Plug with chain cm25 and stay M4x50</i>	1" 1/4xØ65		



Ottone
Brass



Acciaio inox
Stainless steel



Plastica
Plastic



Altri
Others



Box

	ARTICOLO ARTICLE	DESCRIZIONE DISCRIPTION	MISURA MEASURE	PREZZO LIT.	EURO €
<p>50 </p>	1158	Set con tappo catena e vite <i>Set with plug, ball-chain and stay</i>	1" 1/2xØ70		
	1159	Set con tappo maniglia <i>Set with plug handle</i>	1" 1/2xØ70		
<p>50 </p>	1160	Set in PP bianco <i>White PP set</i>	Ø70		
	1161	Set in ABS cromato <i>CP ABS set</i>	Ø70		
<p>50 </p>	422.1	Piletta tappo salterello in ottone cromato <i>C.P. brass pop-up waste</i>	1"		
	422.2	Piletta tappo salterello in ottone cromato <i>C.P. brass pop-up waste</i>	1" 1/4		
	423.2	Piletta tappo salterello in HOSTAFORM <i>HOSTAFORM pop-up waste</i>	1" 1/4		





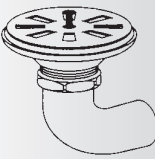

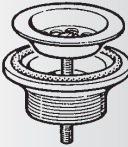

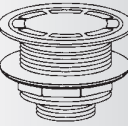

Lavabo • Bidet
Basin • Bidet



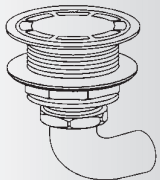

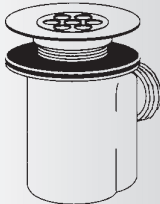

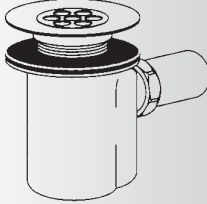

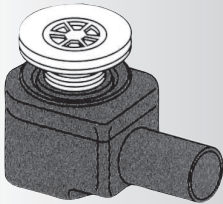

2

	ARTICOLO ARTICLE	DESCRIZIONE DISCRIPTION	MISURA MEASURE	PREZZO LIT.	EURO €

Ottone
Brass Acciaio inox
Stainless steel Plastica
Plastic Altri
Others Box

	ARTICOLO ARTICLE	DESCRIZIONE DISCRPTION	MISURA MEASURE	PREZZO LIT.	EURO €
 50 	433.1S	piatto doccia acciaio Ø65 <i>Ø65 stell shower tray</i>	1"		
	433.2S		1"1/4		
	421.2S	piatto doccia fire-clay Ø80 <i>Ø80 fire-clay shower tray</i>	1"1/4		
	421.3S		1"1/2		
 50 	433.1CC	piatto doccia acciaio Ø65 <i>Ø65 stell shower tray</i>	1"		
	433.2CC		1"1/4		
	421.2CC	piatto doccia fire-clay Ø80 <i>Ø80 fire-clay shower tray</i>	1"1/4		
	421.3CC		1"1/2		
 50 	2279	con griglia inox Ø70 <i>with Ø70 stainless steel grill</i>	1"1/2		
 50 	408.1S	piletta sifoide P.D. con griglia ottone <i>waste for shower tray with brass grill</i>	1"		
	450.1S	piletta sifoide P.D. con griglia inox <i>waste for shower tray with stainless steel grill</i>	1"		
	408.2S	piletta sifoide P.D. con griglia ottone <i>waste for shower tray with brass grill</i>	1"1/4		
	450.2S	piletta sifoide P.D. con griglia inox <i>waste for shower tray with stainless steel grill</i>	1"1/4		



	ARTICOLO ARTICLE	DESCRIZIONE DISCRPTION	MISURA MEASURE	PREZZO LIT.	EURO €
 50 	408.1CC	piletta sifoide P.D. con griglia ottone <i>waste for shower tray with brass grill</i>	1"		
	450.1CC	piletta sifoide P.D. con griglia inox <i>waste for shower tray with stainless steel grill</i>	1"		
	408.2CC	piletta sifoide P.D. con griglia ottone <i>waste for shower tray with brass grill</i>	1" 1/4		
	450.2CC	piletta sifoide P.D. con griglia inox <i>waste for shower tray with stainless steel grill</i>	1" 1/4		
 50 	434.B.S	per piatto doccia acciaio Ø70 <i>for Ø70 stell shower tray</i>	1" 1/4		
	408.B.S	per piatto doccia fire-clay Ø80 <i>for Ø80 fire-clay shower tray</i>	1" 1/4		
 50 	434.B.70	per piatto doccia acciaio Ø70 <i>for Ø70 stell shower tray</i>	1" 1/4		
	408.B.70	per piatto doccia fire-clay Ø80 <i>for Ø80 fire-clay shower tray</i>	1" 1/4		
 50 	2064.70	a saldare uscita Ø40 <i>to weld Ø40 outlet</i>	Ø70		
	2064.80	a saldare uscita Ø40 <i>to weld Ø40 outlet</i>	Ø80		



Ottone
Brass



Acciaio inox
Stainless steel



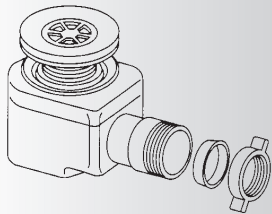
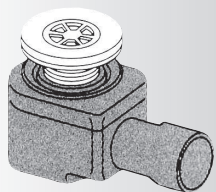

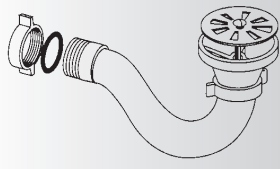
Plastica
Plastic



Altri
Others



Box

	ARTICOLO ARTICLE	DESCRIZIONE DISCRPTION	MISURA MEASURE	PREZZO LIT.	EURO €
 <p>50 </p>	2065.70	filettata da 1"1/2 con dado e guarnizione <i>1"1/2 threaded with nut and gasket</i>	Ø70		
	2065.80	filettata da 1"1/2 con dado e guarnizione <i>1"1/2 threaded with nut and gasket</i>	Ø80		
 <p>50 </p>	2226	flangia piletta Ø70 <i>Ø70 waste flange</i>	Ø40 int. Ø50 est.		
	2227	flangia piletta Ø80 <i>Ø80 waste flange</i>	Ø40 int. Ø50 est.		
 <p>50 </p>	2268	con griglia inox Ø70 <i>with Ø70 stainless steel grill</i>	Ø40 int. Ø50 est.		
	2269	con griglia inox Ø80 <i>with Ø80 stainless steel grill</i>	Ø40 int. Ø50 est.		
 <p>50 </p>	2270	con griglia inox Ø70 <i>with Ø70 stainless steel grill</i>	1"1/2		
	2271	con griglia inox Ø80 <i>with Ø80 stainless steel grill</i>	1"1/2		



	ARTICOLO ARTICLE	DESCRIZIONE DISCRIPTION	MISURA MEASURE	PREZZO LIT.	EURO €
<p>50 </p>	2264	con griglia inox Ø70 with Ø70 stainless steel grill	Ø40 int. Ø50 est.		
	2265	con griglia inox Ø80 with Ø80 stainless steel grill	Ø40 int. Ø50 est.		
<p>50 </p>	2266	flangia piletta Ø70 Ø70 waste flange	1" 1/2		
	2267	flangia piletta Ø80 Ø80 waste flange	1" 1/2		
<p>50 </p>	2224	sifone con griglia Ø70 per piatti doccia inox trap with Ø70 grill for stainless steel shower tray	Ø40 int. Ø50 est.		
	2225	sifone con griglia Ø80 per piatti doccia in ceramica (fire-clay) trap with Ø70 grill for ceramic shower tray (fire-clay)	Ø40 int. Ø50 est.		
<p>50 </p>	2272	con griglia inox Ø70 with Ø70 stainless steel grill	Ø40 int. Ø50 est.		
	2273	con griglia inox Ø80 with Ø80 stainless steel grill	Ø40 int. Ø50 est.		



Ottone
Brass



Acciaio inox
Stainless steel



Plastica
Plastic



Altri
Others



Box

3

	ARTICOLO ARTICLE	DESCRIZIONE DISCRPTION	MISURA MEASURE	PREZZO LIT.	EURO €
<p>50 </p>	2274	con griglia inox Ø70 <i>with Ø70 stainless steel grill</i>	1"1/2		
	2275	con griglia inox Ø80 <i>with Ø80 stainless steel grill</i>	1"1/2		
<p>50 </p>	409.2S	senza dado e codolo curvo <i>without nut and curved tang</i>	1"1/4		
	409.3S		1"1/2		
	409.2CC	con dado e codolo curvo <i>with nut and curved tang</i>	1"1/4		
	409.3CC		1"1/2		
<p>50 </p>	2020	piletta per vasca senza sifone <i>plastic waste for bath without trap</i>	1"1/2		
	2020/SIF	piletta per vasca con sifone art.2300 <i>plastic waste for bath with trap art.2300</i>	1"1/2		
<p>20 </p>	419.3S	tipo normale senza dado e codolo <i>normal type without nut and tang</i>	1"1/2		
	419.3CC	tipo normale con dado e codolo curvo <i>normal type with nut and curved tang</i>	1"1/2		
	428.3S	tipo a sedile senza dado e codolo <i>sit-down type without nut and tang</i>	1"1/2		
	428.3CC	tipo a sedile con dado e codolo curvo <i>sit-down type with nut and curved tang</i>	1"1/2		

	ARTICOLO ARTICLE	DESCRIZIONE DISCRPTION	MISURA MEASURE	PREZZO LIT.	EURO €
<p>20 </p>	415.3S	tipo normale senza dado e codolo <i>normal type without nut and tang</i>	1" 1/2		
	415.3CC	tipo normale con dado e codolo curvo <i>normal type with nut and curved tang</i>	1" 1/2		
	416.3S	tipo a sedile senza dado e codolo <i>sit-down type without nut and tang</i>	1" 1/2		
	416.3CC	tipo a sedile con dado e codolo curvo <i>sit-down type with nut and curved tang</i>	1" 1/2		
<p>20 </p>	429.3S	tipo normale senza dado e codolo <i>normal type without nut and tang</i>	1" 1/2		
	429.3CC	tipo normale con dado e codolo curvo <i>normal type with nut and curved tang</i>	1" 1/2		
	430.3S	tipo a sedile senza dado e codolo <i>sit-down type without nut and tang</i>	1" 1/2		
	430.3CC	tipo a sedile con dado e codolo curvo <i>sit-down type with nut and curved tang</i>	1" 1/2		
<p>20 </p>	440.3S	tipo normale senza dado e codolo <i>normal type without nut and tang</i>	1" 1/2		
	440.3CC	tipo normale con dado e codolo curvo <i>normal type with nut and curved tang</i>	1" 1/2		
	441.3S	tipo a sedile senza dado e codolo <i>sit-down type without nut and tang</i>	1" 1/2		
	441.3CC	tipo a sedile con dado e codolo curvo <i>sit-down type with nut and curved tang</i>	1" 1/2		
<p>50 </p>	420.2	sifone fuso con attacco 1" 1/4 <i>casted trap with 1" 1/4 connection</i>	1" 1/4xØ32		
	420.3	sifone fuso con attacco 1" 1/2 <i>casted trap with 1" 1/2 connection</i>	1" 1/2xØ40		



Ottone
Brass



Acciaio inox
Stainless steel



Plastica
Plastic



Altri
Others

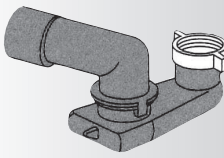
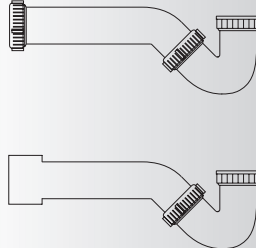
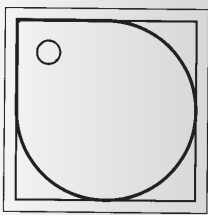

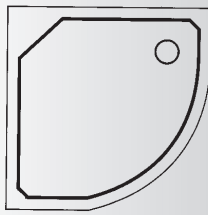



Box

3

	ARTICOLO ARTICLE	DESCRIZIONE DISCRPTION	MISURA MEASURE	PREZZO LIT.	EURO €
<p>50 </p>	417.2.32	con uscita Ø32 <i>with Ø32 outlet</i>	1"1/4		
	417.3.38	con uscita Ø38 <i>with Ø38 outlet</i>	1"1/2		
<p>50 </p>	418.2S	con uscita filettata <i>with threaded outlet</i>	1"1/4		
	418.3S	con uscita filettata <i>with threaded outlet</i>	1"1/2		
<p>50 </p>	2093	a saldare o innestare con dado in plastica 1"1/2 <i>to weld or engage with plastic nut 1"1/2</i>	Ø50		
	2094	a saldare o innestare con dado in ottone 1"1/2 <i>to weld or engage with brass nut 1"1/2</i>	Ø50		
<p>50 </p>	2095	filettato con dado in plastica e guarnizione <i>threaded with plastic nut and gasket</i>	1"1/2xØ40		
	2096	filettato con dado in ottone e guarnizione <i>threaded with brass nut and gasket</i>	1"1/2xØ40		

	ARTICOLO ARTICLE	DESCRIZIONE DISCRPTION	MISURA MEASURE	PREZZO LIT.	EURO €
<p>Sifone per colonna vasca a saldare "TIPO RIBASSATO" orientabile in PEHD</p> <p><i>PEHD lowered type, ball-jointed trap to weld, for bath tube</i></p> <p>50 </p>	2256	scarico a saldare con dado in plastica 1"1/4 <i>welding discharge pipe with 1"1/4 plastic nut</i>	Ø40 int. Ø50 est.		
	2257	scarico a saldare con dado in plastica 1"1/2 <i>welding discharge pipe with 1"1/2 plastic nut</i>	Ø40 int. Ø50 est.		
	2258	scarico a saldare con dado in ottone 1"1/4 <i>welding discharge pipe with 1"1/4 brass nut</i>	Ø40 int. Ø50 est.		
	2259	scarico a saldare con dado in ottone 1"1/2 <i>welding discharge pipe with 1"1/2 brass nut</i>	Ø40 int. Ø50 est.		
<p>Sifone per colonna vasca "TIPO RIBASSATO" orient. in PP con scarico filettato 1"1/2 con dado e guarnizione</p> <p><i>PLASTIC lowered type ball-jointed trap for bath tube with 1"1/2 threaded discharge pipe with nut and gasket</i></p> <p>50 </p>	2260	scarico filettato 1"1/4 con dado in plastica <i>1"1/4 threaded discharge pipe with plastic nut</i>	1"1/4		
	2261	scarico filettato 1"1/2 con dado in plastica <i>1"1/2 threaded discharge pipe with plastic nut</i>	1"1/2		
	2262	scarico filettato 1"1/4 con dado in ottone <i>1"1/4 threaded discharge pipe with brass nut</i>	1"1/4		
	2263	scarico filettato 1"1/2 con dado in ottone <i>1"1/2 threaded discharge pipe with brass nut</i>	1"1/2		
<p>Sifone autopulente orientabile in PEHD a saldare</p> <p><i>PEHD self-cleaning ball-jointed trap to weld</i></p> <p>50 </p>	2214	scarico a saldare con dado in plastica 1"1/2 <i>welding discharge pipe with 1"1/2 plastic nut</i>	Ø40 int. Ø50 est.		
	2215	scarico a saldare con dado in ottone 1"1/2 <i>welding discharge pipe with 1"1/2 brass nut</i>	Ø40 int. Ø50 est.		
<p>Sifone autopulente orientabile in POLIPROPILENE filettato da 1"1/2 con dado e guarn.</p> <p><i>PLASTIC self-cleaning ball-jointed trap, 1"1/2 threaded discharge pipe with nut and gasket</i></p> <p>50 </p>	2216	scarico filettato 1"1/2 con dado in plastica <i>1"1/2 threaded discharge pipe with plastic nut</i>	1"1/2		
	2217	scarico filettato 1"1/2 con dado in ottone <i>1"1/2 threaded discharge pipe with brass nut</i>	1"1/2		

	ARTICOLO ARTICLE	DESCRIZIONE DISCRPTION	MISURA MEASURE	PREZZO LIT.	EURO €
 <p>50 </p>	2220	sifone con dado in plastica - 1"1/4 <i>trap with plastic nut - 1"1/4</i>	Ø40 int. Ø50 est.		
	2221	sifone con dado in ottone - 1"1/4 <i>trap with brass nut - 1"1/4</i>	Ø40 int. Ø50 est.		
	2222	sifone con dado in plastica - 1"1/2 <i>trap with plastic nut - 1"1/2</i>	Ø40 int. Ø50 est.		
	2223	sifone con dado in ottone - 1"1/2 <i>trap with brass nut - 1"1/2</i>	Ø40 int. Ø50 est.		
 <p>50 </p>	2300	scarico filettato 1"1/2 con dado <i>1"1/2 threaded discharge pipe with nut</i>	1"1/2xØ40		
	2301	scarico liscio <i>smooth outle</i>	1"1/2xØ50		
 <p>20 </p>	1010	 piatto doccia acrilico mis.800x800x120 <i>acryl shower 800x800x120</i>			
	1011	piatto doccia acrilico mis.900x900x120 <i>acryl shower 900x900x120</i>			
 <p>20 </p>	1012	 piatto doccia acrilico mis.800x800x120 <i>acryl shower 800x800x120</i>			
	1013	piatto doccia acrilico mis.900x900x120 <i>acryl shower 900x900x120</i>			

	ARTICOLO ARTICLE	DESCRIZIONE DISCRPTION	MISURA MEASURE	PREZZO LIT.	EURO €
<p>25 </p>	1014	<p>Tappetino antiscivolo per vasca, bianco</p> <p><i>Non-slip mat for baths, white colour</i></p>	77x37		
<p>25 </p>	1015	<p>Tappetino antiscivolo per doccia, bianco</p> <p><i>Non-slip mat for showers, white colour</i></p>	54x54		



Ottone
Brass



Acciaio inox
Stainless steel



Plastica
Plastic



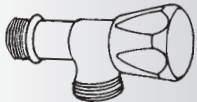

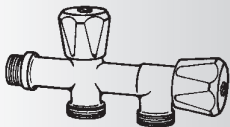

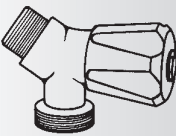



Altri
Others

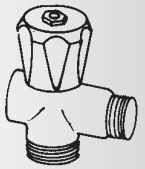

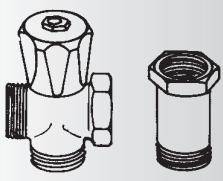

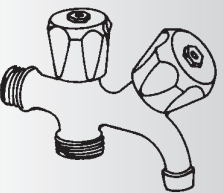

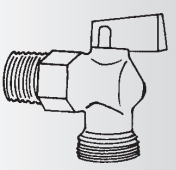



Box

3



	ARTICOLO ARTICLE	DESCRIZIONE DISCRPTION	MISURA MEASURE	PREZZO LIT.	EURO €
 50 	3356.11	Rubinetto per lavatrice <i>Tap for washing-machine</i> rubinetto orizzontale con maniglia ABS cromata <i>horizontal tap with chromed ABS handle</i>	1/2x3/4		
 50 	3340.11	Rubinetto attacco lavatrice - lavastoviglie <i>CP brass bibcock with washing-machine and dishwasher connection</i> Rubinetto attacco lavatrice <i>CP brass bibcock</i>	1/2x3/4		
 50 	3341.11	Rubinetto inclinato attacco lavatrice <i>CP brass Y bibcock for washing-machine</i> Rubinetto inclinato <i>CP brass Y bibcock</i>	1/2x3/4		
 50 	3343.11	Rubinetto semplice con attacco lavatrice <i>CP brass simple bibcock washing-machine</i> Rubinetto semplice <i>CP brass simple bibcock</i>	1/2x3/4		

	ARTICOLO ARTICLE	DESCRIZIONE DISCRPTION	MISURA MEASURE	PREZZO LIT.	EURO €
 <p>Rubinetto a 3 vie con attacco lavatrice</p> <p><i>CP brass three ways washing-machine bibcock</i></p> <p>50 </p>	3344.11	Rubinetto 3 vie <i>CP brass 3 ways bibcock</i>	1/2x1/2x3/4		
 <p>Distanziatore per gruppi con rubinetto attacco lavatrice</p> <p><i>CP brass tap for mixer with washing-machine connection</i></p> <p>50 </p>	3345.0	Distanziatori per gruppi <i>CP brass tap for mixer</i>	1/2x3/4		
 <p>Rubinetto duplex con attacco lavatrice</p> <p><i>CP double bibcock with washing-machine connection</i></p> <p>50 </p>	3354.11	Rubinetto duplex <i>CP double bibcock</i>	1/2x3/4		
 <p>Rubinetto a sfera con attacco lavatrice</p> <p><i>CP ball bibcock for washing-machine</i></p> <p>50 </p>	3346.11	Rubinetto a sfera <i>CP ball bibcock</i>	1/2x3/4		

4



	ARTICOLO ARTICLE	DESCRIZIONE DISCRPTION	MISURA MEASURE	PREZZO LIT.	EURO €
<p>Rubinetto combinato per lavatrice e sottolavabo da 1/2</p> <p><i>1/2 washing-machine and under basin tap</i></p> <p>50 </p>	3380.11	rubinetto combinato senza dado <i>washing-machine and under basin tap without nut</i>	1/2x3/8x3/4		
<p>Sifone lavatrice esterno con valvola di ritegno</p> <p><i>External trap for washing-machine with check valve</i></p> <p>50 </p>	373	sifone lavatrice est. In ottone sbiancato <i>white brass external trap for washing-machine</i>	Ø32		
	374	sifone lavatrice est. In PP bianco <i>white plastic external trap for washing-machine</i>	Ø32		
	375	sifone lavatrice est. In ABS cromato <i>chromed abs external trap for washing-machine</i>	Ø32		
<p>Sifone ad incasso per lavatrice e lavastoviglie in PEHD</p> <p><i>PEHD built-in trap for washing-machine and dish-washer</i></p> <p>50 </p>	2013	a saldare o innestare <i>to weld or engage</i>	Ø40		
<p>Sifone ad incasso per lavatrice e lavastoviglie in PEHD, con dado e codolo</p> <p><i>PEHD built-in trap for washing-machine and dish-washer, with nut and tang</i></p> <p>50 </p>	2014.2	filettato con dado e codolo PVC Ø32 <i>threaded with nut and Ø32 PVC tang</i>	1"1/4		
	2014.3	filettato con dado e codolo PVC Ø40 <i>threaded with nut and Ø40 PVC tang</i>	1"1/2		

	ARTICOLO ARTICLE	DESCRIZIONE DISCRPTION	MISURA MEASURE	PREZZO LIT.	EURO €
<p>50 </p>	2218	<p>Sifone ad incasso per lavatrice e lavastoviglie in PVC ad incollaggio diretto con le tubazioni (colonna d'acqua 50mm)</p> <p><i>Built-in PVC trap for washing-machine and dish-washer, directly to stick with the tubes (50mms wather column)</i></p> <p>con dado e portagomma bianco piastra acciaio inox <i>with nut and white hose holder, stainless steel plate</i></p>	Ø32 int. Ø40 est.		
<p>30 </p>	2027	<p>Sifone ad incasso per lavatrice in PEHD mod. "SIRIO"</p> <p><i>PEHD built-in trap for washing-machine "SIRIO" model</i></p>	Ø40/50		
	2028	<p>scarico filettato da 1"1/2 con ghiera e guarnizione conica <i>threaded 1"1/2 discharge with washer and conical kasket</i></p>	1"1/2xØ40		
<p>100 </p>	2091	<p>Curvetta portagomma per lavatrici e lavastoviglie</p> <p><i>Hose holder elbow for whashing-machines and dish-washers</i></p>	1"		
	2092	<p>curvetta in ABS cromato con dado <i>Chromed ABS elbow with nut</i></p>	1"		
<p>100 </p>	2029	<p>Prolunga filettata in PP per allungare il bocchettone del sifone lavatrice</p> <p><i>PLASTIC threaded extension to extend the union of washing-machine trap</i></p>	1"		



Ottone
Brass



Acciaio inox
Stainless steel



Plastica
Plastic



Altri
Others



Box

4

	ARTICOLO ARTICLE	DESCRIZIONE DISCRPTION	MISURA MEASURE	PREZZO LIT.	EURO €
<p>50 </p>	326	raccordo intermedio <i>intermedy connection</i>	1"1/4		
	327	raccordo intermedio <i>intermedy connection</i>	1"1/2		
<p>50 </p>	320.100	tubo lavatrice lungo <i>washing-machine hose length</i>	cm.100		
	320.150		cm.150		
	320.200		cm.200		
	320.250		cm.250		
	320.300		cm.300		
	320.400		cm.400		
<p>50 </p>	321.100	tubo lavatrice, con curva, lungo <i>washing-machine hose, with elbow, length</i>	cm.100		
	321.150		cm.150		
	321.200		cm.200		
	321.250		cm.250		
	321.300		cm.300		
	321.400		cm.400		
	321.500		cm.500		
<p>50 </p>	322.150	tubo di scarico lungo <i>washing-machine outlet hose, length</i>	cm.150		
	322.200		cm.200		
	322.250		cm.250		
	322.300		cm.300		
	322.400		cm.400		
	322.500		cm.500		

Per curva aggiungere
for elbow addition

	ARTICOLO ARTICLE	DESCRIZIONE DISCRIPTION	MISURA MEASURE	PREZZO LIT.	EURO €
<p style="text-align: right;">50 </p>	323	tubo di scarico estensibile da cm70 a cm200 <i>extensible wash-fless from cm70 to cm200</i>			
	324	tubo di scarico estensibile da cm80 a cm270 <i>extensible wash-fless from cm80 to cm270</i>			
	325	tubo di scarico estensibile da cm80 a cm500 <i>extensible wash-fless from cm80 to cm500</i>			
<p style="text-align: center;">Per curva aggiungere for elbow addition</p>					
<p>4</p> <p style="text-align: right;">50 </p>	697	piastra orientabile mis. 120x120 <i>120x120 ball-jointed plate</i>	Ø90		
<p style="text-align: right;">50 </p>	410.2	circolare Ø92 con uscita filettata <i>Ø92 round waste with threaded outlet</i>	1" 1/4		
	411.2	quadrata 100x100 con uscita filettata <i>100x100 square waste with threaded outlet</i>	1" 1/4		
<p style="text-align: right;">50 </p>	412	circolare Ø92 con uscita liscia <i>Ø92 round waste with smooth outlet</i>	Ø40		
	412.2	circolare Ø92 con uscita filettata <i>Ø92 round waste with threaded outlet</i>	1" 1/4		
	412.3	circolare Ø92 con uscita filettata <i>Ø92 round waste with threaded outlet</i>	1" 1/2		



Ottone
Brass



Acciaio inox
Stainless steel



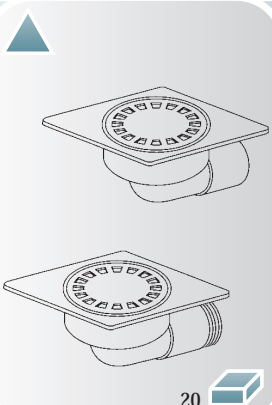





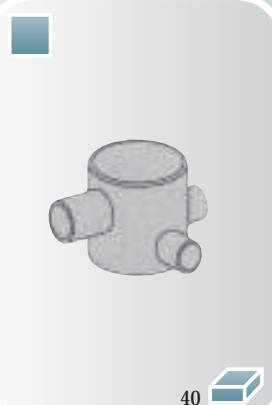

Plastica
Plastic



Altri
Others



Box

	ARTICOLO ARTICLE	DESCRIZIONE DISCRIPTION	MISURA MEASURE	PREZZO LIT.	EURO €
 <p>20 </p>	413	quadrata 120x120 con uscita liscia <i>100x100 square waste with smooth outlet</i>	Ø40		
	413.2	quadrata 120x120 con uscita filettata <i>100x100 square waste with threaded outlet</i>	1"1/4		
	413.3	quadrata 120x120 con uscita filettata <i>100x100 square waste with threaded outlet</i>	1"1/2		
 <p>50 </p>	2030	sifone basso h. mm120 a guarnizione <i>h.120mms low trap with gasket</i>	Ø100		
	2031	sifone basso h. mm120 a saldare <i>h.120mms low trap to weld</i>	Ø100		
 <p>20 </p>	2033	sifone alto mm170 a guarnizione <i>h.170mms high trap with gasket</i>	Ø100		
	2034	sifone alto mm170 a saldare <i>h.170mms high trap to weld</i>	Ø100		
 <p>40 </p>	2232	pozzetto PVC basso a 1 via <i>1 way PVC low drain well</i>	Ø100		
	2233	pozzetto PVC basso a 2 vie <i>2 ways PVC low drain well</i>	Ø100		
	2234	pozzetto PVC basso a 4 vie <i>4 ways PVC low drain well</i>	Ø100		
	2235	pozzetto PVC alto a 4 vie <i>4 ways PVC high drain well</i>	Ø100		



Ottone
Brass



Acciaio inox
Stainless steel



Plastica
Plastic



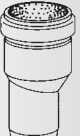



Altri
Others



Box

	ARTICOLO ARTICLE	DESCRIZIONE DISCRPTION	MISURA MEASURE	PREZZO LIT.	EURO €
<p>Pozzetto sifonato da pavimento in PVC con griglia e manichetta regolabili - colonna d'acqua mm50 -</p> <p><i>PVC floor drain well with movable and adjustable grill - 50mms water column -</i></p>	2228	con griglia bianca con scarico <i>whit white grill and discharge</i>	Ø32 int. Ø40 est.		
	2229	con griglia bianca con scarico <i>whit white grill and discharge</i>	Ø40 int. Ø50 est.		
	2230	con griglia cromata con scarico <i>whit chromed grill and discharge</i>	Ø32 int. Ø40 est.		
	2231	con griglia cromata con scarico <i>whit chromed grill and discharge</i>	Ø40 int. Ø50 est.		
<p>4</p> <p>Pozzetto sifonato da pavimento con griglia orientabile e regolabile in altezza per raggiungere facilmente il livello prestabilito. Pur avendo una notevole capienza e capacità di scarico, non ha alterato le dimensioni verticali che sono solo di 76mm in altezza totale, permettendo quindi l'installazione anche nelle solette più basse. E' predisposto inoltre per ricevere la guaina in PVC, utilissima per riportare all'interno del pozzetto l'eventuale umidità creatasi.</p> <p><i>Floor drain well with ball-joint and high adjustable grill to reach easily the fixed level. Even though it has a considerable space and drain capacity, it doesn't alter its vertical dimation that is 76mms only, in total hight, which permits installations also in the lowest slabs. Furthermore it is predisposed to receive the PVC sheath, help-ful to bring back inside the well the eventual created dampness</i></p>					
<p>Tappo per sifone a pavimento con o-ring ad espansione</p> <p><i>Cover for floor trap with expansion o-ring</i></p>	2024.125	tappo Ø90 con ombrello inox Ø125 <i>Ø90 cover with Ø125 stainless steel plug</i>	Ø90		
	2025.125	tappo Ø100 con ombrello inox Ø125 <i>Ø100 cover with Ø125 stainless steel plug</i>	Ø100		
	2024.150	tappo Ø100 con ombrello inox Ø150 <i>Ø100 cover with Ø150 stainless steel plug</i>	Ø100		
	2025.150	tappo Ø120 con ombrello inox Ø150 <i>Ø120 cover with Ø150 stainless steel plug</i>	Ø120		
<p>Griglia per sifone a pavimento con imbuto e o-ring ad espansione</p> <p><i>Grill for floor trap with funnel and expansion o-ring</i></p>	2026	con griglia in acciaio inox Ø125 <i>with Ø125 stainless steel grill</i>	Ø100		

	ARTICOLO ARTICLE	DESCRIZIONE DISCRIPTION	MISURA MEASURE	PREZZO LIT.	EURO €
 50 	2174	ombrello inox Ø127 <i>Ø127 stainless steel plug</i>	Ø127		
	2175	ombrello inox Ø140 <i>Ø140 stainless steel plug</i>	Ø140		
 50 	2280	riduzione con Ø50 F. e Ø40 M. <i>reduction with Ø50 F. and Ø40 M.</i>			



Lavatrice • Pavimento
Washing Machine • Floor



	ARTICOLO ARTICLE	DESCRIZIONE DISCRPTION	MISURA MEASURE	PREZZO LIT.	EURO €

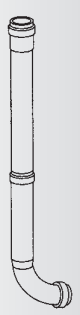

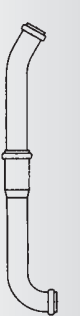

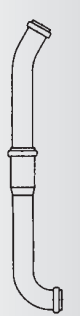

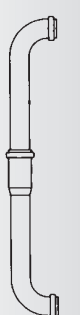

4


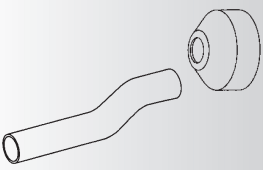
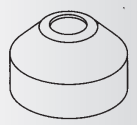
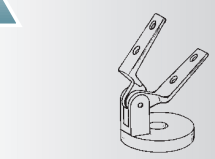
Ottone
Brass Acciaio inox
Stainless steel Plastica
Plastic Altri
Others Box

	ARTICOLO ARTICLE	DESCRIZIONE DISCRPTION	MISURA MEASURE	PREZZO LIT.	EURO €
<p>Manicotto per vaso in PVC morbido bianco</p> <p><i>PVC soft coupling for WC white colour</i></p> <p>36 </p>	2082	manicotto concetrico <i>concentric union</i>	Ø90/100/110		
	2082E	manicotto eccentrico con spostamento 25mm <i>excentric union with 25mm offset</i>	Ø90/100/110		
<p>Manicotto eccentrico per vaso con spostamento di mm40</p> <p><i>Excentric union for W.C. with 40mm offset</i></p> <p>15 </p>	2130	manicotto eccentrico mm40 <i>excentric union 40mm offset</i>	Ø90/100/110		
<p>Prolunga W.C. concentrica</p> <p><i>Concentric extension for W.C.</i></p> <p>PP 50 PVC 54 </p>	2281	prolunga wc in PVC bianco <i>white pvc extension for wc</i>	Ø100 x H.180		
	2281.A	prolunga wc in POLIPROP. bianco <i>white PP extension for wc</i>	Ø110 x H.235		
<p>Prolunga W.C. curva a 90° in PVC bianco</p> <p><i>90° curved white PVC extension for W.C.</i></p> <p>48 </p>	2282	prolunga wc curva a 90° <i>90° curved extension for wc</i>	Ø100		
	2282.A	prolunga wc curva a 90° <i>90° curved extension for wc</i>	Ø110		

	ARTICOLO ARTICLE	DESCRIZIONE DISCRPTION	MISURA MEASURE	PREZZO LIT.	EURO €
<p>50 </p>	2286	<p>Raccordo per W.C.</p> <p><i>W.C. connection</i></p> <p>raccordo per wc <i>wc connection</i></p>	Ø100		
<p>16 </p>	2283	<p>W.C. flex estensibile comprimibile da mm230 a mm570</p> <p><i>W.C. flex extensible and compressible from 230mm to 570mm</i></p> <p>wc flex estensibile da mm 230 a mm 570 <i>wc flex extensible from 230 mm to 570 mm</i></p>	Ø90/100/110 X Ø80-120		
<p>15 </p>	2284 2285	<p>Prolunga flessibile per W.C.</p> <p><i>Flexible extension for W.C.</i></p> <p>prolunga min.250 - max.400 <i>extension min.250 - max.400</i></p> <p>prolunga min.320 - max.540 <i>extension min.320 - max.540</i></p>	Ø90/100/110 X Ø80-120		
<p>50 </p>	2035	<p>Tubo di cacciata per flussometri (ad incasso)</p> <p><i>(Built-in) water inlet pipe for W.C. button discharge</i></p> <p>tubo per flussometri <i>pipe for wc button discharge</i></p>	Ø26/30/32		





5

	ARTICOLO ARTICLE	DESCRIZIONE DISCRPTION	MISURA MEASURE	PREZZO LIT.	EURO €
 50 	2036 2037	Tubo di cacciata ad incasso in PVC, con o-ring di tenuta e montaggio telescopico, adatto per cassette incasso PUCCI <i>PVC built-in pipe with seal o-ring and telescopic assembly, fit for built-in "PUCCI" tanks</i>	con uscita al vaso Ø30 <i>with Ø30 WC outlet</i> guarnizione in gomma per canotti eccentrici Ø32 <i>rubber gasket for Ø32 eccentric pipe</i>	Ø40/32 Ø32x8	
 50 	2038	Tubo di cacciata ad incasso in PVC, con o-ring di tenuta e montaggio telescopico, adatto per cassette alte <i>PVC built-in pipe with seal o-ring and telescopic assembly, fit for high tanks</i>	tubo di cacciata con curve 90° + 45° <i>pipe with 90° + 45° elbow</i>	Ø30	
 50 	2039	Tubo di cacciata ad incasso in PVC, con o-ring di tenuta e montaggio telescopico, adatto per cassette alte <i>PVC built-in pipe with seal o-ring and telescopic assembly, fit for high tanks</i>	tubo di cacciata con curve 90° + 60° <i>pipe with 90° + 60° elbow</i>	Ø30	
 50 	2040	Tubo di cacciata ad incasso in PVC, con o-ring di tenuta e montaggio telescopico, adatto per cassette alte <i>PVC built-in pipe with seal o-ring and telescopic assembly, fit for high tanks</i>	tubo di cacciata con curve 90° + 90° <i>pipe with 90° + 90° elbow</i>	Ø30	

	ARTICOLO ARTICLE	DESCRIZIONE DISCRPTION	MISURA MEASURE	PREZZO LIT.	EURO €
 Morsetto per vaso in gomma <i>Rubber holdfast for W.C.</i>	201.50	morsetto in gomma <i>rubber holdfast</i>	Ø30x50		
	201.60	morsetto in gomma <i>rubber holdfast</i>	Ø30x60		
 Tubo eccentrico in ottone cromato <i>Chromium plated brass eccentric pipe</i>	213.k30	con rosone <i>with flange</i>	Ø30x300		
	213.k32	con rosone <i>with flange</i>	Ø32x300		
	214.k30	senza rosone <i>without flange</i>	Ø30x300		
	214.k32	senza rosone <i>without flange</i>	Ø32x300		
 Rosone per tubo eccentrico <i>Flange for eccentric pipe</i>	225.30	in ottone cromato Ø100 h.55 <i>Ø100 h.55 chromium plated brass</i>	Ø30		
	225.32	in ottone cromato Ø100 h.55 <i>Ø100 h.55 chromium plated brass</i>	Ø32		
 Cerniera W.C. universale e a piantone fisso <i>Fixed or universal W.C. hinge</i>	707	coppia cerniera universale in ottone cromato <i>chromium plated brass universal hinge</i>			
	698	coppia cerniera piantone fisso in ottone cromato <i>fixed chromium plated brass hinge</i>			

5



	ARTICOLO ARTICLE	DESCRIZIONE DISCRPTION	MISURA MEASURE	PREZZO LIT.	EURO €
 100 	699	Cerniera piantone fisso ad espansione <i>CP fixed brass hinge with expansion</i> cerniera ad espansione <i>cp hinge with expansion</i>			
 20 	6137.0	sedile WC bianco in P.P. (pesante) <i>(Heavy) P.P. white WC ring seat</i>	47x37 (GR.1200)		
	6137.2	sedile WC (leggero) in PP <i>Plastic (light) WC ring seat</i>	47x37 (GR.650)		



Vaso W. C.
W. C. Bowl



	ARTICOLO ARTICLE	DESCRIZIONE DISCRPTION	MISURA MEASURE	PREZZO LIT.	EURO €

5

 Ottone
Brass

 Acciaio inox
Stainless steel

 Plastica
Plastic

 Altri
Others

 Box

	ARTICOLO ARTICLE	DESCRIZIONE DISCRPTION	MISURA MEASURE	PREZZO LIT.	EURO €
<p>Rubinetto sottolavabo con filtro</p> <p><i>Angle tap with filter</i></p>	3190/S	rubinetto a sfera con filtro <i>ball tap with filter</i>	1/2x3/8		
	3190/SN	rubinetto a sfera con filtro e snodo <i>ball tap with filter and ball-joint</i>	1/2x3/8		
	3190/V	rubinetto a vitone con filtro <i>normal tap with filter</i>	1/2x3/8		
	3190/VN	rubinetto a vitone con filtro e snodo <i>normal tap with filter and ball-joint</i>	1/2x3/8		
<p>Rubinetto sottolavabo</p> <p><i>Angle tap</i></p>	311.10	rubinetto sottolavabo <i>angle tap</i>	1/2x3/8		
	311.10/D	rubinetto sottolavabo con dado <i>angle tap with nut</i>	1/2x3/8		
	311.11	rubinetto sottolavabo <i>angle tap</i>	1/2x1/2		
<p>Raccordo curvo 90° per monoforo in ottone stampato o in tubo</p> <p><i>Stamped brass or tube 90° curved connection for single-hole mixer</i></p>	300.10	curvetta sottolavabo 90° stampata <i>stamped 90° angle pipe connector</i>	1/2x3/8		
	301.10	curvetta sottolavabo 90° in rame <i>tube 90° angle pipe connector</i>	1/2x3/8		
	303.10	curvetta sottolavabo 90° scorrevole in rame <i>c.p. copper tube 90° angle pipe connector</i>	1/2x3/8		
<p>Squadretta sottolavabo con nipplo giallo - rosone e dado 1/2 x 1/2 M.F.</p> <p><i>Angle pipe connector with yellow nipple - flange and nut 1/2 x 1/2 M.F.</i></p>	301.12	squadretta in rame cromato Ø12 <i>Ø12 chromed copper angle pipe connector</i>	15x25		
	301.14	squadretta in rame cromato Ø14 <i>Ø14 chromed copper angle pipe connector</i>	15x25		
	302.14	squadretta in rame cromato Ø14 <i>Ø14 chromed copper angle pipe connector</i>	20x30		



Ottone
Brass



Acciaio inox
Stainless steel



Plastica
Plastic



Altri
Others



Box



	ARTICOLO ARTICLE	DESCRIZIONE DISCRPTION	MISURA MEASURE	PREZZO LIT.	EURO €
<p>Flessibile IN TRECCIA METALLICA con anima in DUTRAL non tossico</p> <p><i>METAL PLAIT flexible hose with not tossic DUTRAL internal</i></p>	550.15	lungo cm15 - 15cms long	tutte - all		
	550.20	lungo cm20 - 20cms long	"		
	550.25	lungo cm25 - 25cms long	"		
	550.30	lungo cm30 - 30cms long	"		
	550.35	lungo cm35 - 35cms long	"		
	550.40	lungo cm40 - 40cms long	"		
	550.45	lungo cm45 - 45cms long	"		
	550.50	lungo cm50 - 50cms long	"		
<p>Flessibile IN TRECCIA ACCIAIO con anima in DUTRAL non tossico</p> <p><i>STAINLESS STEEL PLAIT flexible hose with not tossic DUTRAL internal</i></p>	551.15	lungo cm15 - 15cms long	tutte - all		
	551.20	lungo cm20 - 20cms long	"		
	551.25	lungo cm25 - 25cms long	"		
	551.30	lungo cm30 - 30cms long	"		
	551.35	lungo cm35 - 35cms long	"		
	551.40	lungo cm40 - 40cms long	"		
	551.45	lungo cm45 - 45cms long	"		
	551.50	lungo cm50 - 50cms long	"		
<p>Flessibile per monocomando IN TRECCIA DI ACCIAIO INOX, con maschio corto 10x1</p> <p><i>STAINLESS STEEL flexible pipe, for single lever mixer, with short plug 10x1</i></p>	553.30	lungo cm30 - 30cms long	F1/2 o F3/8		
	553.35	lungo cm35 - 35cms long	F1/2 o F3/8		
	553.40	lungo cm40 - 40cms long	F1/2 o F3/8		
	553.45	lungo cm45 - 45cms long	F1/2 o F3/8		
	553.50	lungo cm50 - 50cms long	F1/2 o F3/8		
	553.60	lungo cm60 - 60cms long	F1/2 o F3/8		
<p>Flessibile per monocomando IN TRECCIA DI ALLUMINIO, con maschio corto 10x1</p> <p><i>ALLUMINIUM flexible pipe, for single lever mixer, with short plug 10x1</i></p>	554.30	lungo cm30 - 30cms long	F1/2 o F3/8		
	554.35	lungo cm35 - 35cms long	F1/2 o F3/8		
	554.40	lungo cm40 - 40cms long	F1/2 o F3/8		
	554.45	lungo cm45 - 45cms long	F1/2 o F3/8		
	554.50	lungo cm50 - 50cms long	F1/2 o F3/8		
	554.60	lungo cm60 - 60cms long	F1/2 o F3/8		

	ARTICOLO ARTICLE	DESCRIZIONE DISCRPTION	MISURA MEASURE	PREZZO LIT.	EURO €
 50	552.25	lungo cm25 - <i>25cms long</i>	1/2xØ10		
	552.30	lungo cm30 - <i>30cms long</i>	1/2xØ10		
	552.35	lungo cm35 - <i>35cms long</i>	1/2xØ10		
	552.50	lungo cm50 - <i>50cms long</i>	1/2xØ10		
 50	531	lungo cm100 - <i>100cms long</i>	Ø10x1000		
	532	lungo cm100 - <i>100cms long</i>	Ø12x1000		
 5	533	tubo rame cromato in rotoli <i>c.p. copper pipe in roll</i>	Ø8x5000		
	534	tubo rame cromato in rotoli <i>c.p. copper pipe in roll</i>	Ø10x5000		
	535	tubo rame cromato in rotoli <i>c.p. copper pipe in roll</i>	Ø12x5000		
	536	tubo rame cromato in rotoli <i>c.p. copper pipe in roll</i>	Ø14x5000		
 50	555.40	lungo cm40 - <i>40cms long</i>	MF1/2 o FF1/2		
	555.50	lungo cm50 - <i>50cms long</i>	MF1/2 o FF1/2		
	555.60	lungo cm60 - <i>60cms long</i>	MF1/2 o FF1/2		
	555.80	lungo cm80 - <i>80cms long</i>	MF1/2 o FF1/2		
	555.100	lungo cm100 - <i>100cms long</i>	MF1/2 o FF1/2		
	555.120	lungo cm120 - <i>120cms long</i>	MF1/2 o FF1/2		
555.150	lungo cm150 - <i>150cms long</i>	MF1/2 o FF1/2			



Ottone
Brass



Acciaio inox
Stainless steel



Plastica
Plastic





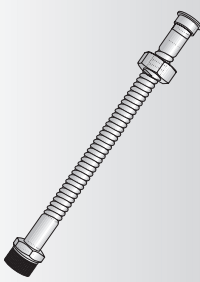









Altri
Others



Box



	ARTICOLO ARTICLE	DESCRIZIONE DISCRPTION	MISURA MEASURE	PREZZO LIT.	EURO €
 <p>NEW</p> <p>20 </p>	570	tubo estensibile mm500/1000 <i>extensible pipe mms500/1000</i>	MF1/2 o FF1/2		
	571	tubo estensibile mm750/1500 <i>extensible pipe mms750/1500</i>	MF1/2 o FF1/2		
	572	tubo estensibile mm1000/2000 <i>extensible pipe mms1000/2000</i>	MF1/2 o FF1/2		
<p><i>"UNIGAS" stainless steel extensible pipe with yellow external protection</i></p>		<p>per impianti gas domestico a norma UNI CIG 9891 <i>with continual wall as per UNI CIG 9891 regulations</i></p>			
 <p>NEW</p> <p>24 </p>	573	tubo estensibile mm75/150 <i>extensible pipe mms75/150</i>	MF1/2 o FF1/2		
	574	tubo estensibile mm125/150 <i>extensible pipe mms125/150</i>	MF1/2 o FF1/2		
	575	tubo estensibile mm175/350 <i>extensible pipe mms175/350</i>	MF1/2 o FF1/2		
	576	tubo estensibile mm250/500 <i>extensible pipe mms250/500</i>	MF1/2 o FF1/2		
	577	tubo estensibile mm75/150 <i>extensible pipe mms75/150</i>	MF3/4 o FF3/4		
	578	tubo estensibile mm125/250 <i>extensible pipe mms125/250</i>	MF3/4 o FF3/4		
<p>Tubo estensibile in acciaio inox AISI 316L per condotti acqua</p> <p><i>Stainless steel AISI 316L extensible pipe for water</i></p>		<p>per collegamento alla rete civile acqua, caldaie, scaldabagno <i>for water installation, boiler, geyser</i></p>			
 <p>★</p> <p>50 </p>	540.15	lungo cm15 - <i>15cms long</i>	tutte - all		
	540.20	lungo cm20 - <i>20cms long</i>	tutte - all		
	540.25	lungo cm25 - <i>25cms long</i>	tutte - all		
	540.30	lungo cm30 - <i>30cms long</i>	tutte - all		
	540.35	lungo cm35 - <i>35cms long</i>	tutte - all		
	540.40	lungo cm40 - <i>40cms long</i>	tutte - all		
	540.45	lungo cm45 - <i>45cms long</i>	tutte - all		
	540.50	lungo cm50 - <i>50cms long</i>	tutte - all		
540.60	lungo cm60 - <i>60cms long</i>	tutte - all			
<p>Attacchi flessibili pesanti in rame cromato con sede riportata Ø 13</p> <p><i>Heavy flexible connections in c.p. copper inserted seat Ø 13</i></p>					

	ARTICOLO ARTICLE	DESCRIZIONE DISCRIPTION	MISURA MEASURE	PREZZO LIT.	EURO €
  <p>50 </p>	541.15	lungo cm15 - 15cms long	tutte - all		
	541.20	lungo cm20 - 20cms long	tutte - all		
	541.25	lungo cm25 - 25cms long	tutte - all		
	541.30	lungo cm30 - 30cms long	tutte - all		
	541.35	lungo cm35 - 35cms long	tutte - all		
	541.40	lungo cm40 - 40cms long	tutte - all		
	541.45	lungo cm45 - 45cms long	tutte - all		
	541.50	lungo cm50 - 50cms long	tutte - all		
	541.60	lungo cm60 - 60cms long	tutte - all		
  <p>50 </p>	302.10	Curvetta a 45° - Ø 10 cromata CP angle pipe 45° - Ø 10	1/2x3/8		



Ottone
Brass



Acciaio inox
Stainless steel



Plastica
Plastic



Altri
Others



Box





Sottolavabo & Flessibili

Under Basin & Flexible



	ARTICOLO ARTICLE	DESCRIZIONE DISCRPTION	MISURA MEASURE	PREZZO LIT.	EURO €

6



Ottone
Brass



Acciaio inox
Stainless steel



Plastica
Plastic

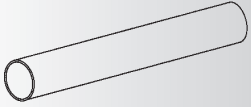

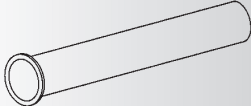

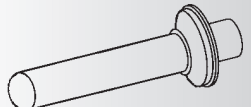

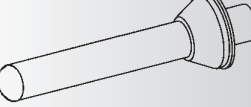



Altri
Others



Box

	ARTICOLO ARTICLE	DESCRIZIONE DISCRPTION	MISURA MEASURE	PREZZO LIT.	EURO €
<p>Specialflex con ghiera girevole in ottone</p> <p><i>Specialflex with c.p. brass nut</i></p>	2150	allungabile da mm320 a mm780 <i>extensible from mms320 to mms780</i>	1"xØ26		
	2151	allungabile da mm320 a mm780 <i>extensible from mms320 to mms780</i>	1"1/4xØ32		
	2151A	allungabile da mm320 a mm780 <i>extensible from mms320 to mms780</i>	1"1/4xØ40		
	2152	allungabile da mm320 a mm780 <i>extensible from mms320 to mms780</i>	1"1/2xØ40		
	2153	allungabile da mm320 a mm780 <i>extensible from mms320 to mms780</i>	1"1/2xØ50		
<p>Specialflex con ghiera girevole in plastica</p> <p><i>Specialflex with plastic nut</i></p>	2150/PL	allungabile da mm320 a mm780 <i>extensible from mms320 to mms780</i>	1"xØ26		
	2151/PL	allungabile da mm320 a mm780 <i>extensible from mms320 to mms780</i>	1"1/4xØ32		
	2151A/PL	allungabile da mm320 a mm780 <i>extensible from mms320 to mms780</i>	1"1/4xØ40		
	2152/PL	allungabile da mm320 a mm780 <i>extensible from mms320 to mms780</i>	1"1/2xØ40		
	2153/PL	allungabile da mm320 a mm780 <i>extensible from mms320 to mms780</i>	1"1/2xØ50		
<p>Specialflex con doppio manicotto</p> <p><i>Specialflex with double coupling</i></p>	2155	allungabile da mm320 a mm780 <i>extensible from mms320 to mms780</i>	Ø32		
	2156	allungabile da mm320 a mm780 <i>extensible from mms320 to mms780</i>	Ø40		
<p>Tubo ottone cromato senza rosone</p> <p><i>Chromium plated brass pipe without flange</i></p>	211.Y26	lungo mm.200 - <i>200mms long</i>	Ø26		
	211.Y30		Ø30		
	211.Y32		Ø32		
	211.Y40		Ø40		
	211.Z26	lungo mm.250 - <i>250mms long</i>	Ø26		
	211.Z30		Ø30		
	211.Z32		Ø32		
	211.Z40		Ø40		
	211.K26	lungo mm.300 - <i>300mms long</i>	Ø26		
	211.K30		Ø30		
211.K32		Ø32			
211.K40		Ø40			

	ARTICOLO ARTICLE	DESCRIZIONE DISCRIPTION	MISURA MEASURE	PREZZO LIT.	EURO €
 ▲ 20 	200.L26	lungo cm.100 - 100cms long	Ø26		
	200.L30		Ø30		
	200.L32		Ø32		
	200.L40		Ø40		
 ▲ 50 	210.Y26	lungo mm.200 - 200mms long	Ø26		
	210.Y30		Ø30		
	210.Y32		Ø32		
	210.Y40		Ø40		
	210.Z26	lungo mm.250 - 250mms long	Ø26		
	210.Z30		Ø30		
	210.Z32		Ø32		
	210.Z40		Ø40		
	210.K26	lungo mm.300 - 300mms long	Ø26		
	210.K30		Ø30		
 ▲ 50 	203.Y26	lungo mm.200 - 200mms long	Ø26		
	203.Y30		Ø30		
	203.Y32		Ø32		
	203.Y40		Ø40		
	203.Z26	lungo mm.250 - 250mms long	Ø26		
	203.Z30		Ø30		
	203.Z32		Ø32		
	203.Z40		Ø40		
	203.K26	lungo mm.300 - 300mms long	Ø26		
	203.K30		Ø30		
 ▲ 50 	204.Y26	lungo mm.200 - 200mms long	Ø26		
	204.Y30		Ø30		
	204.Y32		Ø32		
	204.Y40		Ø40		
	204.Z26	lungo mm.250 - 250mms long	Ø26		
	204.Z30		Ø30		
	204.Z32		Ø32		
	204.Z40		Ø40		
	204.K26	lungo mm.300 - 300mms long	Ø26		
	204.K30		Ø30		
204.K32		Ø32			
204.K40		Ø40			



Ottone
Brass



Acciaio inox
Stainless steel



Plastica
Plastic



Altri
Others



Box

	ARTICOLO ARTICLE	DESCRIZIONE DISCRPTION	MISURA MEASURE	PREZZO LIT.	EURO €
<p>50 </p>	209.Y26 209.Y30 209.Y32	lungo mm.200 - <i>200mms long</i>	Ø26 Ø30 Ø32		
	209.Z26 209.Z30 209.Z32	lungo mm.250 - <i>250mms long</i>	Ø26 Ø30 Ø32		
	2012.1	canotto telescopico A Ø32 - B Ø32 <i>A Ø32 - B Ø32 telescopic discharge pipe</i>			
	2012	canotto telescopico A Ø40 - B Ø32 <i>A Ø40 - B Ø32 telescopic discharge pipe</i>			
	2012.2	canotto maggiorato con rosone <i>discharge pipe with flange</i>	A - B Ø32 x Ø40		
	2012.3	canotto maggiorato con rosone <i>discharge pipe with flange</i>	Ø40 x Ø50		
<p>50 </p>	212	senza rosone <i>without flange</i>	Ø30x280		
	212.R	con rosone <i>with flange</i>	Ø30x280		

	ARTICOLO ARTICLE	DESCRIZIONE DISCRPTION	MISURA MEASURE	PREZZO LIT.	EURO €	
<p>20 </p>	208.26 208.30	lungo mm150x250 - <i>150X250mms long</i>	Ø26 Ø30			
	209.26 209.30	lungo mm200x250 - <i>200x250mms long</i>	Ø26 Ø30			
	211.32	lungo mm300x500 - <i>300x500mms long</i>	Ø32			
	212.32	lungo mm300x700 - <i>300x700mms long</i>	Ø32			
<p>50 </p>	215.Z26 215.Z30 215.Z32	lungo mm.250 - <i>250mms long</i>	Ø26 Ø30 Ø32			
	215.K26 215.K30 215.K32	lungo mm.300 - <i>300mms long</i>	Ø26 Ø30 Ø32			
	207.Y30	Curve in tubo ottone cromato	Senza dado lunga mm200 <i>without nut 200mms long</i>	Ø30		
		207.Z30	Senza dado lunga mm250 <i>without nut 250mms long</i>	Ø30		
	<p>50 </p>	262	canotto scarico lavatrice <i>cp brass tube with washing-machine connection</i>	Ø26x250		
		263	canotto scarico lavatrice <i>cp brass tube with washing-machine connection</i>	Ø32x250		
264		canotto scarico lavatrice <i>cp brass tube with washing-machine connection</i>	Ø40x250			



Ottone
Brass



Acciaio inox
Stainless steel



Plastica
Plastic


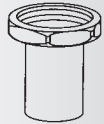








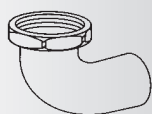



Altri
Others



Box

	ARTICOLO ARTICLE	DESCRIZIONE DISCRPTION	MISURA MEASURE	PREZZO LIT.	EURO €
<p>50 </p>	205.26	prolunga cromata lunga mm130 <i>chromed extension 130mms long</i>	Ø26		
	205.30	prolunga cromata lunga mm130 <i>chromed extension 130mms long</i>	Ø30		
	205.32	prolunga cromata lunga mm130 <i>chromed extension 130mms long</i>	Ø32		
	205.40	prolunga cromata lunga mm130 <i>chromed extension 130mms long</i>	Ø40		
<p>50 </p>	500.26	raccordo lungo mm35 ottone grezzo <i>raw brass connector 35mms long</i>	Ø26/26		
	500.30		Ø30/30		
	500.32		Ø32/32		
	500.40		Ø40/40		
	500.50		Ø50/50		
<p>50 </p>	505.32	raccordo ridotto lungo mm70 ottone grezzo <i>raw brass reduced connector 70mms long</i>	Ø32/26		
	505.40	raccordo ridotto lungo mm70 ottone grezzo <i>raw brass reduced connector 70mms long</i>	Ø40/32		
<p>50 </p>	510.26	congiunzione lunga mm70 ottone cromato <i>chromium plated brass junction 70mms long</i>	Ø26/26		
	510.30	congiunzione lunga mm70 ottone cromato <i>chromium plated brass junction 70mms long</i>	Ø30/30		
	510.32	congiunzione lunga mm70 ottone cromato <i>chromium plated brass junction 70mms long</i>	Ø32/32		
	510.40	congiunzione lunga mm70 ottone cromato <i>chromium plated brass junction 70mms long</i>	Ø40/40		

	ARTICOLO ARTICLE	DESCRIZIONE DISCRIPTION	MISURA MEASURE	PREZZO LIT.	EURO €
  50 	1028.26	con dado ottone <i>with brass nut</i>	Ø26x35		
	1028.30	Codolo dritto in tubo con dado	Ø30x35		
	1028.32	<i>Tube straight tang with nut</i>	Ø32x35		
	1028.40	con dado ottone <i>with brass nut</i>	Ø40x35		
  50 	2021	codolo con dado in plastica <i>tang with plastic nut</i>	1"1/4xØ40		
	2022	Codolo diritto in PEHD per passaggio da ottone a plastica con uscita Ø40	1"1/4xØ40		
	2023	<i>PEHD straight tang for, from brass to plastic transfer, with Ø40 outlet</i>	1"1/2xØ40		
	2024	codolo con dado in ottone <i>tang with brass nut</i>	1"1/2xØ40		
  50 	2250	solo codolo flangiato <i>bordered tang only</i>	Ø32		
	2251	Codolo flangiato dritto in PVC	Ø40		
	2252	<i>PVC bordered straight tang</i>	1"1/4xØ32		
	2253	codolo c/dado plastica e guarnizione <i>bordered tang with plastic nut and gasket</i>	1"1/2xØ40		
	2254	codolo c/dado ottone e guarnizione <i>bordered tang with brass nut and gasket</i>	1"1/4xØ32		
	2255	codolo c/dado ottone e guarnizione <i>bordered tang with brass nut and gasket</i>	1"1/2xØ40		
  50 	1030.2	codolo curvo fuso <i>cast curved tang</i>	1"1/4xØ32		
	1031.2	Codolo curvo in ottone con dado	1"1/4xØ32		
	1031.3	<i>Brass curved tang with nut</i>	1"1/2xØ40		



Ottone
Brass



Acciaio inox
Stainless steel



Plastica
Plastic



Altri
Others



Box

	ARTICOLO ARTICLE	DESCRIZIONE DISCRPTION	MISURA MEASURE	PREZZO LIT.	EURO €
<p>50 </p>	2078	con dado in plastica e guarnizione <i>with plastic nut and gasket</i>	1"1/4xØ40		
	2079	con dado in ottone e guarnizione <i>with brass nut and gasket</i>	1"1/4xØ40		
	2080	con dado in plastica e guarnizione <i>with plastic nut and gasket</i>	1"1/2xØ40		
	2081	con dado in ottone e guarnizione <i>with brass nut and gasket</i>	1"1/2xØ40		
<p>50 </p>	2244	solo codolo flangiato <i>bordered tang only</i>	Ø32		
	2245	solo codolo flangiato <i>bordered tang only</i>	Ø40		
	2246	codolo c/dado plastica e guarnizione <i>bordered tang with plastic nut and gasket</i>	1"1/4xØ32		
	2247	codolo c/dado plastica e guarnizione <i>bordered tang with plastic nut and gasket</i>	1"1/2xØ40		
	2248	codolo c/dado ottone e guarnizione <i>bordered tang with brass nut and gasket</i>	1"1/4xØ32		
	2249	codolo c/dado ottone e guarnizione <i>bordered tang with brass nut and gasket</i>	1"1/2xØ40		
<p>50 </p>	1043	dado per collegamento di parti filettate 1"1/4 maschio a raccordi di plastica <i>nut for union of 1"1/4 male threaded parts to plastic connections</i>	1"1/4xØ40		
<p>50 </p>	219.26	borchia inox Ø75 h.30	Ø26		
	219.30	Ø75 h.30 stainless steel flange	Ø30		
	219.32		Ø32		
	219.40		Ø40		
	224.26	borchia in ottone cromato Ø75 h.30	Ø26		
	224.30	Ø75 h.30 chromium plated brass flange	Ø30		
	224.32		Ø32		
	224.40		Ø40		

	ARTICOLO ARTICLE	DESCRIZIONE DISCRIPTION	MISURA MEASURE	PREZZO LIT.	EURO €
<p>Rosone normale inox</p> <p><i>Normal stainless steel flange</i></p> <p>50 </p>	216.26	rosone Ø66 h.15	Ø26		
	216.30	Ø66 h.15 flange	Ø30		
	216.32		Ø32		
	216.40		Ø40		
	217.26	rosone Ø75 h.15	Ø26		
	217.30	Ø75 h.15 flange	Ø30		
	217.32		Ø32		
	217.40		Ø40		
<p>Rosone con foro ovale</p> <p><i>Flange with oval hole</i></p> <p>50 </p>	617	rosone inox Ø70 h.10 Ø70 h.10 stainless steel flange	Ø70		
	618	rosone inox Ø80 h.17 Ø80 h.17 stainless steel flange	Ø80		
	619	rosone ottone cromato Ø80 h.17 Ø80 h.17 chromium plated brass flange	Ø80		
	620	rosone gigante ottone cromato Ø112 h.30 Ø112 h.30 giant cp brass flange	Ø110		
<p>Campanina regolabile per squadrette e per attacchini lisci</p> <p><i>Little bowl flange for angle pipe and for smooth hoses</i></p> <p>50 </p>	1020	campanina inox con foro Ø10 stainless steel little bowl flange with Ø10 hole	Ø56		
	1021	campanina inox con foro Ø12 stainless steel little bowl flange with Ø12 hole	Ø56		
	1022	campanina inox con foro Ø14 stainless steel little bowl flange with Ø14 hole	Ø56		
	1023	campanina ottone cromato con foro Ø10 c.p. brass little bowl flange with Ø10 hole	Ø56		
	1024	campanina ottone cromato con foro Ø12 c.p. brass little bowl flange with Ø12 hole	Ø56		
	1025	campanina ottone cromato con foro Ø14 c.p. brass little bowl flange with Ø14 hole	Ø56		



Ottone
Brass



Acciaio inox
Stainless steel



Plastica
Plastic



Altri
Others



Box

	ARTICOLO ARTICLE	DESCRIZIONE DISCRPTION	MISURA MEASURE	PREZZO LIT.	EURO €
<p>100 </p>	1052	<p>Rosone esagonale in acciaio inox</p> <p><i>Stainless steel hexagonal flange</i></p> <p>rosone interno Ø21 - esterno Ø63 <i>Ø21 internal flange - Ø63 external flange</i></p>	1/2		
<p>200 </p>	1045	rosone per rubinetto Ø58 <i>Ø58 flange for tap</i>	3/8		
	1046	rosone per rubinetto Ø58 <i>Ø58 flange for tap</i>	1/2		
	1045.OT	rosone per rubinetto Ø53 in ott.cromato <i>Ø53 flange for chromium plated brass tap</i>	3/8		
	1046.OT	rosone per rubinetto Ø60 in ott.cromato <i>Ø60 flange for chromium plated brass tap</i>	1/2		
<p>200 </p>	2056	rosetta apribile per radiatori mod. ELITE	Ø10		
	2057	<i>ELITE type plastic opening flange</i>	Ø12		
	2058	for radiator	Ø14		
	2059		Ø16		
	2060		Ø3/8		
	2061		Ø20		
	2062		1/2		
	2063		3/4		
	2064		1"		
<p>200 </p>	2065.UN	<p>rosetta apribile per radiatori modello universale</p> <p><i>universal type plastic opening flange for radiator</i></p> <p><i>UNIVERSAL type PLASTIC opening flange</i></p>	da Ø8 a Ø16		

	ARTICOLO ARTICLE	DESCRIZIONE DISCRIPTION	MISURA MEASURE	PREZZO LIT.	EURO €
<p>50 </p>	2048	<p>Rosetta apribile per valvole monotubo</p> <p><i>Opening rosette for single-pipe valve</i></p> <p>rosetta unica con membrana deformabile <i>unic rosette with membrane capable of being deformed</i></p>	Ø14/18		
<p>100 </p>	2041	tappo giallo con filetto 1/2 <i>yellow plug with 1/2 thread</i>			
	2046	tappo rosso con filetto 1/2 <i>red plug with 1/2 thread</i>			
	2047	tappo blu con filetto 1/2 <i>blue plug with 1/2 thread</i>			
<p>100 </p>	1040.1	cromato - <i>chromed</i>	1"		
	1040.2	cromato - <i>chromed</i>	1"1/4		
	1040.3	cromato - <i>chromed</i>	1"1/2		
	1041.1	giallo - <i>yellow</i>	1"		
	1041.2	giallo - <i>yellow</i>	1"1/4		
	1041.3	giallo - <i>yellow</i>	1"1/2		
<p>100 </p>	518.1	dado in PP con foro Ø26 <i>plastic nut with Ø26 hole</i>	1"		
	518.2	dado in PP con foro Ø32 <i>plastic nut with Ø32 hole</i>	1"1/4		
	518.3	dado in PP con foro Ø32 <i>plastic nut with Ø32 hole</i>	1"1/2		
	519.3	dado in PP con foro Ø40 <i>plastic nut with Ø40 hole</i>	1"1/2		



Ottone
Brass



Acciaio inox
Stainless steel



Plastica
Plastic



Altri
Others



Box

	ARTICOLO ARTICLE	DESCRIZIONE DISCRPTION	MISURA MEASURE	PREZZO LIT.	EURO €
 100	1033	riduzione cromata F.1"1/4 - M.1" <i>c.p. brass F.1"1/4 - M.1" reduction</i>			
	1033/A	riduzione cromata F.1" - M.1"1/4 <i>c.p. brass F.1" - M.1"1/4 reduction</i>			
	1034	riduzione cromata F.1"1/2 - M.1"1/4 <i>c.p. brass F.1"1/2 - M.1"1/4 reduction</i>			
	1034/A	riduzione cromata F.1"1/4 - M.1"1/2 <i>c.p. brass F.1"1/4 - M.1"1/2 reduction</i>			
 100	1032	riduzione PP F.1"1/4 - M.1" <i>Plastic F.1"1/4 - M.1" reduction</i>			
	1031	riduzione PP F.1"1/2 - M.1"1/4 <i>Plastic F.1"1/2 - M.1"1/4 reduction</i>			
 100	2009	riduzione PP F. 1" - M. 1"1/4 <i>Plastic F. 1" - M. 1"1/4 reduction</i>			
	2011	riduzione PP F. 1"1/4 - M. 1"1/2 <i>Plastic F. 1"1/4 - M. 1"1/2 reduction</i>			
 20	1042	tubetto griglia cromato <i>chromed grill pipe</i>	h. 70		

	ARTICOLO ARTICLE	DESCRIZIONE DISCRIPTION	MISURA MEASURE	PREZZO LIT.	EURO €
<p>200 </p>	706.LUX	copriforo in ottone cromato "tipo lusso" <i>"luxury type" chromium plated brass hole cover</i>	Ø48		
	706.INOX	copriforo in acciaio inox 18/8 <i>stainless steel hole cover</i>	Ø44		
<p>100 </p>	1044	griglietta inox <i>stainless steel grill</i>	Ø59		
<p>100 </p>	1035	in plastica <i>plastic</i>			
	1036	in ottone nichelato <i>nickel plated</i>			
	1037	in acciaio inox 18/8 <i>stainless steel</i>			
<p>10 </p>	140	pulsante "TIPO CATIS" con bocchettone e rondellone cromato <i>CATIS TYPE button with cp brass connection and nut</i>			
	160	batteria completa cromata "TIPO CATIS" <i>CATIS TYPE c.p. brass push button set</i>			



Ottone
Brass



Acciaio inox
Stainless steel



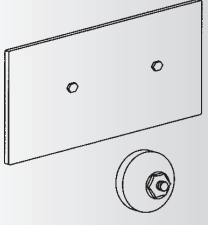

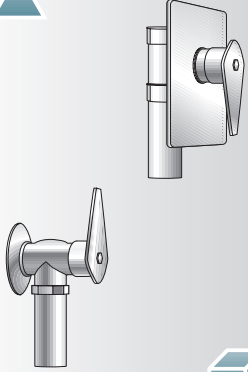



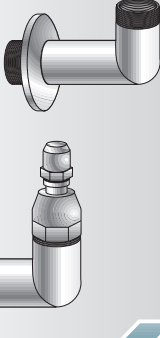

Plastica
Plastic

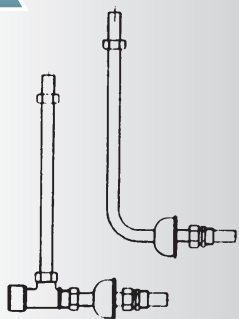

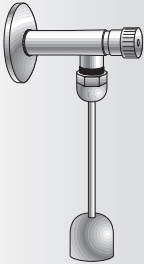



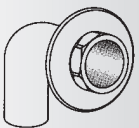



Altri
Others



Box

	ARTICOLO ARTICLE	DESCRIZIONE DISCRPTION	MISURA MEASURE	PREZZO LIT.	EURO €
 10 	100	pannello con viti per cassetta pucci, cromati <i>c.p.brass cover with screws for pucci tank</i>			
	105	solo pulsante (3 pezzi) per cassetta pucci, cromato <i>only cp brass button (3 pieces) for pucci tank</i>			
	110	completo per cassetta pucci, cromato <i>cp brass complete set for pucci tank</i>			
 20 	3376.0	passo rapido da incasso <i>quick built-in wc discharge</i>	3/4		
	3376.1	passo rapido da incasso <i>quick built-in wc discharge</i>	1"		
	3375.0	passo rapido esterno cromato <i>c.p.external quick wc disch.</i>	3/4		
	3375.1	passo rapido esterno cromato <i>c.p.external quick wc disch.</i>	1"		
 50 	316	rubinetto semplice <i>simple tap</i>	MF 3/8		
	317	rubinetto con raccordo in rame <i>tap with copper connection</i>	MM 3/8		
 50 	910	curva ad angolo cromata <i>cp brass angle elbow</i>	1/2 x 1/2		
	910/SN	curva ad angolo con snodo <i>cp brass angle elbow and ball-joint</i>	1/2 x 3/8		

	ARTICOLO ARTICLE	DESCRIZIONE DISCRIPTION	MISURA MEASURE	PREZZO LIT.	EURO €
 <p>20 </p>	310.14	<p>Completo per scaldabagno</p> <p><i>Complete set for water heater</i></p> <p>completo mis. 1/2 con squadretta Ø14 - L.15 x 25 <i>1/2 complete set with Ø14 angle pipe 15x25mms long</i></p>	1/2		
 <p>50 </p>	252	<p>Rubinetto per orinatoio con tubetto Ø10x20 e rosone ottone cromato</p> <p><i>C.P. urinal tap with Ø10x20 copper pipe and C.P. brass flange</i></p> <p>rubinetto per orinatoio <i>tap for urinal</i></p>	1/2		
 <p>50 </p>	253	<p>Bicchieri per scarico orinatoio Ø55 in ottone cromato</p> <p><i>C.P. brass bell for urinal Ø55</i></p> <p>bicchieri orinatoio <i>bell for urinal</i></p>	Ø55 x 1"		
 <p>50 </p>	358.1.26	<p>con dado cromato e rosone <i>with chromed nut and flange</i></p>	1" x Ø26		
	358.2.30	<p>con dado cromato e rosone <i>with chromed nut and flange</i></p>	1"1/4 x Ø30		
	358.2.32	<p>con dado cromato e rosone <i>with chromed nut and flange</i></p>	1"1/4 x Ø32		
	359.1.26	<p>senza dado cromato e rosone <i>without chromed nut and flange</i></p>	1" x Ø26		
	359.2.32	<p>senza dado cromato e rosone <i>without chromed nut and flange</i></p>	1"1/4 x Ø32		



Ottone
Brass



Acciaio inox
Stainless steel



Plastica
Plastic

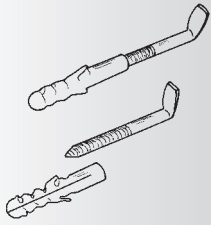

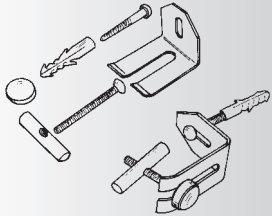

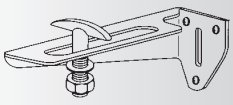





Altri
Others



Box

	ARTICOLO ARTICLE	DESCRIZIONE DISCRPTION	MISURA MEASURE	PREZZO LIT.	EURO €
 100	520.31	con anello - <i>with ring</i>	Ø31		
	520.40	con anello - <i>with ring</i>	Ø40		
	520.44	con anello - <i>with ring</i>	Ø44		
	520.47	con anello - <i>with ring</i>	Ø47		
	520.52	con anello - <i>with ring</i>	Ø52		
	<i>Rubber plug with ring or handle</i>	524.31	con maniglia - <i>with handle</i>	Ø31	
	524.40	con maniglia - <i>with handle</i>	Ø40		
	524.47	con maniglia - <i>with handle</i>	Ø47		
	524.52	con maniglia - <i>with handle</i>	Ø52		
 100	521.31	tappo per piletta lavabo e bidet 1" <i>plug for basin and bidet waste 1"</i>	Ø31x250		
	521.40	tappo per piletta lavabo e bidet 1"1/4 <i>plug for basin and bidet waste 1"1/4</i>	Ø40x250		
	521.52	tappo per lavello fire-clay <i>plug for "fire-clay" sink</i>	Ø52x300		
	521.41	tappo per piletta vasca 1"1/4 <i>plug for bath waste 1"1/4</i>	Ø40x450		
	521.47	tappo per piletta vasca 1"1/2 <i>plug for bath waste 1"1/2</i>	Ø47x450		
 100	712.100	lunga mm100 - <i>100mms long</i>	Ø8		
	711.100	lunga mm100 - <i>100mms long</i>	Ø10		
	711.120	lunga mm120 - <i>120mms long</i>	Ø10		
	711.140	lunga mm140 - <i>140mms long</i>	Ø10		
<i>Zink plated fixing screw and nut for basin</i>					
 200	718.69	lunga mm69 - <i>69mms long</i>	Ø6		
	718.82	lunga mm82 - <i>82mms long</i>	Ø6		
<i>Zink plated fixing screw for sanitary fittings</i>					

	ARTICOLO ARTICLE	DESCRIZIONE DISCRPTION	MISURA MEASURE	PREZZO LIT.	EURO €
 <p>100 </p>	717.95	<p>lunga mm 95 - <i>95mms long</i></p> <p><i>Zink plated fixing screws for boiler with plastic dowel</i></p> <p><i>nb: confezione da 2 fissaggi</i> <i>nb: box of 2 fixings</i></p>	Ø10		
 <p>50 </p>	719	<p>vite di fissaggio con foro laterale <i>fixing screw with lateral hole</i></p> <p><i>nb: squadra a "L" in lamiera zincata, vite a legno 6x45 zincata, vite M6x60 zincata T.C., con copritesta, vite in plastica cromata, galletto in ottone: rondella, separatore e tassello in plastica. Confezione 2 fissaggi.</i> <i>nb: zink plated sheet "L" square, 6x45 zink plated screw, M6x60 zink plated screw with cylindric head with head cover, chromed plastic screw, cp brass nut, ring nut, separator and plastic dowel, Box of 2 fixings</i></p>			
 <p>100 </p>	709	<p>Mensola per lavabo <i>Bracket for basin</i></p> <p>mensola per lavabo in zama cromata con martelletto <i>chromium plated zamac bracket for basin with stop</i></p>			
 <p>100 </p>	202.30 202.45 202.75	<p>Vite ottone nichelata Ø6 MA <i>Ø6 MA nickel plated screw</i></p> <p>lunga mm30 - <i>30mms long</i> lunga mm45 - <i>45mms long</i> lunga mm75 - <i>75mms long</i></p>	Ø6 MA Ø6 MA Ø6 MA		



Ottone
Brass



Acciaio inox
Stainless steel



Plastica
Plastic



Altri
Others



Box

	ARTICOLO ARTICLE	DESCRIZIONE DISCRPTION	MISURA MEASURE	PREZZO LIT.	EURO €
<p>200 </p>	621	guarnizione in fibra esente amianto <i>flat washer without amianthus</i>	3/8		
	622		1/2		
	623		3/4		
	624		1"		
	625		1"1/4		
	626		1"1/2		
<p>200 </p>	627	guarnizione conica <i>conical washer</i>	Ø26		
	628	guarnizione conica <i>conical washer</i>	Ø32		
	629	guarnizione conica <i>conical washer</i>	Ø40		
<p>60 </p>	630	barattolo da kg.0,500 <i>kg.0,500 jar</i>			
<p>1 </p>	631	canapa di lino - kg.25 <i>linen hemp - kg.25</i>			

	ARTICOLO ARTICLE	DESCRIZIONE DISCRIPTION	MISURA MEASURE	PREZZO LIT.	EURO €
<p>200 </p>	632 Nastro teflon in resina P.T.F.E. di 1° qualit <i>1° quality teflon P.T.F.E. resin band</i>	nastro teflon mm12 x mt.10 <i>12mms x 10 mt. Teflon band</i> spessore mm.0,075 - densit gr.0,30 x cm ³ <i>mm.0,075 thickness - gr.0,30 x cm³ density</i>			
<p>12 </p>	633 Sigillante anaerobico per giunti filettati a tenuta di gas, aria, olio, acqua, idrocarburi, etc. <i>Sealer without air for threade joints, air-gas-oil-water and hidrocarbon tight</i>	sigillante anaerobico ml.100 <i>ml100 sealer without air for threaded joints</i>			
<p>100 </p>	634 Morsetto in gomma per tubi PVC - tipo WON-ROLL <i>Rubber clamp for PVC pipes - WON ROLL type</i>	634 morsetto in gomma tipo WON ROLL <i>WON ROLL type rubber clamp</i> Ø40x26/30/32 636 morsetto in gomma tipo WON ROLL <i>WON ROLL type rubber clamp</i> Ø50x26/30/32 638 morsetto in gomma tipo WON ROLL <i>WON ROLL type rubber clamp</i> Ø50x40			
<p>200 </p>	644 Prolunga ridotta M.F. in acciaio zincato <i>Zink plated steel M.F. reduced extension</i>	644 prolunga ridotta mm15 <i>15mms reduced extension</i> 645 prolunga ridotta mm15 <i>15mms reduced extension</i> 646 prolunga ridotta mm15 <i>15mms reduced extension</i> 647 prolunga ridotta mm15 <i>15mms reduced extension</i>	M - F 1/4 x 3/8 3/8 x 1/2 1/2 x 3/4 3/4 x 1"		



Ottone
Brass



Acciaio inox
Stainless steel





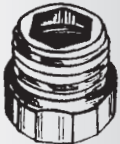
Plastica
Plastic











Altri
Others



Box

	ARTICOLO ARTICLE	DESCRIZIONE DISCRPTION	MISURA MEASURE	PREZZO LIT.	EURO €
 200 	648	prolunga ridotta mm15 <i>15mms reduced extension</i>	F - M 3/8 x 1/2		
	649	prolunga ridotta mm15 <i>15mms reduced extension</i>	1/2 x 3/4		
	650	prolunga ridotta mm15 <i>15mms reduced extension</i>	3/4 x 1"		
 Zink plated steel M.F. extension	651/10	prolunga mm10 - <i>10mms extension</i>	3/8 - 200		
	651/11	prolunga mm10 - <i>10mms extension</i>	1/2 - 200		
	651/0	prolunga mm10 - <i>10mms extension</i>	3/4 - 100		
	651/1	prolunga mm10 - <i>10mms extension</i>	1" - 50		
	652/10	prolunga mm15 - <i>15mms extension</i>	3/8 - 200		
	652/11	prolunga mm15 - <i>15mms extension</i>	1/2 - 200		
	652/0	prolunga mm15 - <i>15mms extension</i>	3/4 - 100		
	652/1	prolunga mm15 - <i>15mms extension</i>	1" - 50		
	653/10	prolunga mm20 - <i>20mms extension</i>	3/8 - 200		
	653/11	prolunga mm20 - <i>20mms extension</i>	1/2 - 200		
	653/0	prolunga mm20 - <i>20mms extension</i>	3/4 - 100		
	653/1	prolunga mm20 - <i>20mms extension</i>	1" - 50		
	654/10	prolunga mm25 - <i>25mms extension</i>	3/8 - 200		
	654/11	prolunga mm25 - <i>25mms extension</i>	1/2 - 150		
	654/0	prolunga mm25 - <i>25mms extension</i>	3/4 - 100		
	654/1	prolunga mm25 - <i>25mms extension</i>	1" - 50		
	655/10	prolunga mm30 - <i>30mms extension</i>	3/8 - 200		
	655/11	prolunga mm30 - <i>30mms extension</i>	1/2 - 150		
	655/0	prolunga mm30 - <i>30mms extension</i>	3/4 - 100		
	655/1	prolunga mm30 - <i>30mms extension</i>	1" - 50		
656/10	prolunga mm35 - <i>35mms extension</i>	3/8 - 100			
656/11	prolunga mm35 - <i>35mms extension</i>	1/2 - 100			
656/0	prolunga mm35 - <i>35mms extension</i>	3/4 - 50			
656/1	prolunga mm35 - <i>35mms extension</i>	1" - 50			
657/10	prolunga mm40 - <i>40mms extension</i>	3/8 - 100			
657/11	prolunga mm40 - <i>40mms extension</i>	1/2 - 100			
657/0	prolunga mm40 - <i>40mms extension</i>	3/4 - 50			
657/1	prolunga mm40 - <i>40mms extension</i>	1" - 25			
658/10	prolunga mm50 - <i>50mms extension</i>	3/8 - 50			
658/11	prolunga mm50 - <i>50mms extension</i>	1/2 - 100			
658/0	prolunga mm50 - <i>50mms extension</i>	3/4 - 50			
658/1	prolunga mm50 - <i>50mms extension</i>	1" - 25			

	ARTICOLO ARTICLE	DESCRIZIONE DISCRPTION	MISURA MEASURE	PREZZO LIT.	EURO €
	665.12	tappo maschio esagonale	mis. 		
	665.9	<i>male hexagonal plug</i>	1/8 - 200		
	665.10		1/4 - 200		
	665.11		3/8 - 200		
	665.0		1/2 - 200		
	665.1	<i>Zink plated steel male</i>	3/4 - 150		
	665.2	<i>hexagon plugs</i>	1" - 100		
	665.3		1"1/4 - 50		
	665.4		1"1/2 - 50		
			2" - 25		
	600.10/10	prolunga cromata - <i>c.p.brass extension</i>	3/8xmmm10		
	600.10/15	prolunga cromata - <i>c.p.brass extension</i>	3/8xmmm15		
	600.10/20	prolunga cromata - <i>c.p.brass extension</i>	3/8xmmm20		
	600.10/25	prolunga cromata - <i>c.p.brass extension</i>	3/8xmmm25		
	600.10/30	prolunga cromata - <i>c.p.brass extension</i>	3/8xmmm30		
	600.10/40	prolunga cromata - <i>c.p.brass extension</i>	3/8xmmm40		
	600.10/50	prolunga cromata - <i>c.p.brass extension</i>	3/8xmmm50		
50 					
	600.11/10	prolunga cromata - <i>c.p.brass extension</i>	1/2xmmm10		
	600.11/15	prolunga cromata - <i>c.p.brass extension</i>	1/2xmmm15		
	600.11/20	prolunga cromata - <i>c.p.brass extension</i>	1/2xmmm20		
	600.11/25	prolunga cromata - <i>c.p.brass extension</i>	1/2xmmm25		
	600.11/30	prolunga cromata - <i>c.p.brass extension</i>	1/2xmmm30		
	600.11/40	prolunga cromata - <i>c.p.brass extension</i>	1/2xmmm40		
	600.11/50	prolunga cromata - <i>c.p.brass extension</i>	1/2xmmm50		
	600.11/60	prolunga cromata - <i>c.p.brass extension</i>	1/2xmmm60		
50 					
	600.0/10	prolunga cromata - <i>c.p.brass extension</i>	3/4xmmm10		
	600.0/15	prolunga cromata - <i>c.p.brass extension</i>	3/4xmmm15		
	600.0/20	prolunga cromata - <i>c.p.brass extension</i>	3/4xmmm20		
	600.0/25	prolunga cromata - <i>c.p.brass extension</i>	3/4xmmm25		
	600.0/30	prolunga cromata - <i>c.p.brass extension</i>	3/4xmmm30		
	600.0/40	prolunga cromata - <i>c.p.brass extension</i>	3/4xmmm40		
	600.0/50	prolunga cromata - <i>c.p.brass extension</i>	3/4xmmm50		
	600.0/60	prolunga cromata - <i>c.p.brass extension</i>	3/4xmmm60		
50 					



Ottone
Brass



Acciaio inox
Stainless steel



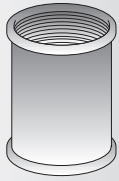

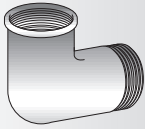

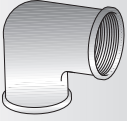

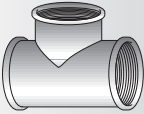

Plastica
Plastic











Altri
Others



Box

	ARTICOLO ARTICLE	DESCRIZIONE DISCRPTION	MISURA MEASURE	PREZZO LIT.	EURO €
 50 	601/10	manicotto cromato - <i>c.p.brass sleeve</i>	3/8		
	601/11	manicotto cromato - <i>c.p.brass sleeve</i>	1/2		
	601/0	manicotto cromato - <i>c.p.brass sleeve</i>	3/4		
	601/1	manicotto cromato - <i>c.p.brass sleeve</i>	1"		
 50 	602/10	gomito M.F. - <i>elbow M.F.</i>	3/8		
	602/11	gomito M.F. - <i>elbow M.F.</i>	1/2		
	602/0	gomito M.F. - <i>elbow M.F.</i>	3/4		
	602/1	gomito M.F. - <i>elbow M.F.</i>	1"		
 50 	603/10	gomito F.F. - <i>elbow F.F.</i>	3/8		
	603/11	gomito F.F. - <i>elbow F.F.</i>	1/2		
	603/0	gomito F.F. - <i>elbow F.F.</i>	3/4		
	603/1	gomito F.F. - <i>elbow F.F.</i>	1"		
 50 	604/10	manicotto TE - <i>TEE</i>	3/8		
	604/11	manicotto TE - <i>TEE</i>	1/2		
	604/0	manicotto TE - <i>TEE</i>	3/4		
	604/1	manicotto TE - <i>TEE</i>	1"		

	ARTICOLO ARTICLE	DESCRIZIONE DISCRPTION	MISURA MEASURE	PREZZO LIT.	EURO €
 50 	605/10	nipples - <i>double nipple</i>	3/8		
	605/11	nipples - <i>double nipple</i>	1/2		
	605/0	nipples - <i>double nipple</i>	3/4		
	605/1	nipples - <i>double nipple</i>	1"		
 50 	606/10D	nipple ridotto con dado 3/8 <i>reducing nipple with 3/8 nut</i>	3/8x1/2		
	606/10	nipple ridotto - <i>reducing nipple</i>	3/8x1/2		
	606/11	nipple ridotto - <i>reducing nipple</i>	1/2x3/4		
	606/0	nipple ridotto - <i>reducing nipple</i>	3/4x1"		
 50 	607/10	tappo esagonale - <i>hexagonal plug</i>	3/8		
	607/11	tappo esagonale - <i>hexagonal plug</i>	1/2		
	607/0	tappo esagonale - <i>hexagonal plug</i>	3/4		
	607/1	tappo esagonale - <i>hexagonal plug</i>	1"		
 50 	608/10	ghiera di riduzione - <i>reduction</i>	3/8x1/2		
	608/11	ghiera di riduzione - <i>reduction</i>	1/2x3/4		
	608/0	ghiera di riduzione - <i>reduction</i>	3/4x1"		



Ottone
Brass



Acciaio inox
Stainless steel



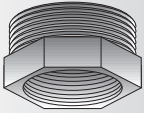

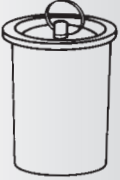

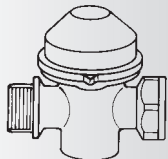

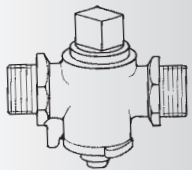

Plastica
Plastic

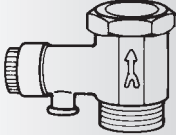

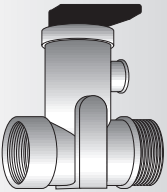

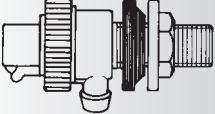

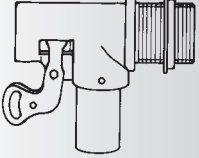



Altri
Others



Box

	ARTICOLO ARTICLE	DESCRIZIONE DISCRPTION	MISURA MEASURE	PREZZO LIT.	EURO €
 50 	609/13	riduzione esagonale - <i>hexagonal reduction</i>	1/4x3/8		
	609/14	riduzione esagonale - <i>hexagonal reduction</i>	1/4x1/2		
	609/10	riduzione esagonale - <i>hexagonal reduction</i>	3/8x1/2		
	609/11	riduzione esagonale - <i>hexagonal reduction</i>	1/2x3/4		
	609/0	riduzione esagonale - <i>hexagonal reduction</i>	3/4x1"		
 30 	659	valvola Catania liscia <i>smooth Catania valve</i>	mm30		
	660	valvola Catania liscia <i>smooth Catania valve</i>	mm35		
	661	valvola Catania liscia <i>smooth Catania valve</i>	mm40		
	662	valvola Catania con tappo filettato <i>Catania valve with threaded cover</i>	1"		
 30 	686	rubinetto misura MM - <i>adjustable tap</i>	1/2		
	688	rubinetto misura FF - <i>adjustable tap</i>	1/2		
	690	rubinetto misura MF - <i>adjustable tap</i>	1/2		
 30 	692	rubinetto Sicilia MM - <i>adjustable tap</i>	1/2		
	695	rubinetto Sicilia FF - <i>adjustable tap</i>	1/2		
	696	rubinetto Sicilia MF - <i>adjustable tap</i>	1/2		

	ARTICOLO ARTICLE	DESCRIZIONE DISCRPTION	MISURA MEASURE	PREZZO LIT.	EURO €
 50 	664/11	valvola normale "8 bar" M.F. <i>boiler valve M.F. "8 bar"</i>	1/2		
	664/0	valvola normale "8 bar" M.F. <i>boiler valve M.F. "8 bar"</i>	3/4		
	585/11	valvola pesante "8 bar" M.F. <i>boiler valve (heavy) M.F. "8 bar"</i>	1/2		
 50 	590/11	valvola normale "8 bar" M.F. <i>boiler valve M.F. "8 bar"</i>	1/2		
	590/0	valvola normale "8 bar" M.F. <i>boiler valve M.F. "8 bar"</i>	3/4		
	595/11	valvola pesante "8 bar" M.F. <i>boiler valve (heavy) M.F. "8 bar"</i>	1/2		
 50 	666.10	asta fissa - <i>fixed rod</i>	3/8		
	666.11	asta fissa - <i>fixed rod</i>	1/2		
 50 	667.11	asta piatta - <i>flat rod</i>	1/2		
	667.0	asta piatta - <i>flat rod</i>	3/4		
	667.1	asta piatta - <i>flat rod</i>	1"		
	667.2	asta piatta - <i>flat rod</i>	1"1/4		
	667.3	asta piatta - <i>flat rod</i>	1"1/2		
	667.4	asta piatta - <i>flat rod</i>	2"		
<div style="border: 1px solid black; padding: 5px; display: inline-block;"> sede di tenuta ottone <i>brass holding seat</i> </div>					



Ottone
Brass



Acciaio inox
Stainless steel



Plastica
Plastic










Altri
Others



Box

	ARTICOLO ARTICLE	DESCRIZIONE DISCRPTION	MISURA MEASURE	PREZZO LIT.	EURO €
<p>50 </p>	668.0	asta piatta - <i>flat rod</i>	3/4		
	668.1	asta piatta - <i>flat rod</i>	1"		
	668.2	asta piatta - <i>flat rod</i>	1"1/4		
	668.3	asta piatta - <i>flat rod</i>	1"1/2		
	668.4	asta piatta - <i>flat rod</i>	2"		
	668.5	asta piatta - <i>flat rod</i>	2"1/2		
	668.6	asta piatta - <i>flat rod</i>	3"		
	668.8	asta piatta - <i>flat rod</i>	4"		
sede di tenuta ottone <i>brass holding seat</i>					
<p>50 </p>	669.11	asta fissa tonda - filetto 5/16 <i>round fixed rod - 5/16 threaded</i>	1/2		
	669.0	asta fissa tonda - filetto 5/16 <i>round fixed rod - 5/16 threaded</i>	3/4		
	669.1	asta fissa tonda - filetto 5/16 <i>round fixed rod - 5/16 threaded</i>	1"		
<p>50 </p>	670.10	asta fissa - <i>fixed rod</i>	3/8		
	671.10	asta regolabile - <i>adjustable rod</i>	3/8		
	672.10	asta tonda sagomata regolabile per cassette a zaino <i>round rod flat and adjustable for high tank</i>	3/8		
	672.11	asta tonda sagomata regolabile per cassette a zaino <i>round rod flat and adjustable for high tank</i>	1/2		
<p>50 </p>	673.10	asta tonda sagomata regolabile <i>round rod flat and adjustable</i>	3/8		

	ARTICOLO ARTICLE	DESCRIZIONE DISCRIPTION	MISURA MEASURE	PREZZO LIT.	EURO €
 50 	674.10	gambo normale standard <i>standard pipe</i>	3/8		
	674.11	gambo normale standard <i>standard pipe</i>	1/2		
 50 	675	sfera plastica PIATTA con nottolino 1/4 <i>plastic plain ball with 1/4 thread</i>	Ø90		
	676	sfera plastica TONDA con nottolino 1/4 <i>plastic round ball with 1/4 thread</i>	Ø90		
	677	sfera plastica TONDA con nottolino 1/4 <i>plastic round ball with 1/4 thread</i>	Ø120		
	678	sfera plastica TONDA con nottolino 1/4 <i>plastic round ball with 1/4 thread</i>	Ø150		
	680	sfera plastica TONDA con nottolino 5/16 <i>plastic round ball with 5/16 thread</i>	Ø120		
	681	sfera plastica TONDA con nottolino 5/16 <i>plastic round ball with 5/16 thread</i>	Ø150		
 50 	682	sfera tonda con scorrevole <i>sliding round ball</i>	Ø120		
	683	sfera tonda con scorrevole <i>sliding round ball</i>	Ø150		
	684	sfera tonda con scorrevole <i>sliding round ball</i>	Ø180		
	685	sfera tonda con scorrevole <i>sliding round ball</i>	Ø220		
	2158	guaina gialla per tubazioni gas <i>Yellow protection tube for gas pipes</i>	Ø20x50mt		
	2159		Ø25x25mt		
	2160		Ø30x25mt		
	2161		Ø40x25mt		
		<div style="border: 1px solid black; padding: 5px; display: inline-block;"> prezzo per metro esteso <i>price for extensive metre</i> </div>			



Ottone
Brass



Acciaio inox
Stainless steel



Plastica
Plastic



Altri
Others



Box

	ARTICOLO ARTICLE	DESCRIZIONE DISCRPTION	MISURA MEASURE	PREZZO LIT.	EURO €
<p>Distanziatore per gruppi in ottone cromato</p> <p><i>C.P. brass eccentric extension</i></p> <p>30 </p>	2170	eccentrico mis. 1/2 x 3/4 <i>eccentric mis. 1/2 x 3/4</i>	cm.4		
	2171	eccentrico mis. 1/2 x 3/4 <i>eccentric mis. 1/2 x 3/4</i>	cm.6		
	2172	eccentrico mis. 1/2 x 3/4 <i>eccentric mis. 1/2 x 3/4</i>	cm.8		
	2173	eccentrico mis. 1/2 x 3/4 <i>eccentric mis. 1/2 x 3/4</i>	cm.10		



Vari *Different Articles*



	ARTICOLO ARTICLE	DESCRIZIONE DISCRIPTION	MISURA MEASURE	PREZZO LIT.	EURO €

7

 Ottone
Brass

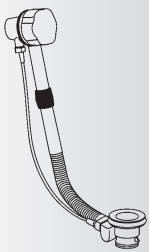

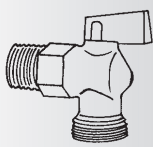

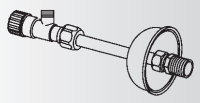

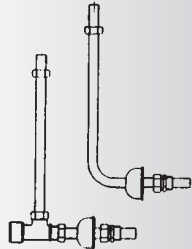

 Acciaio inox
Stainless steel



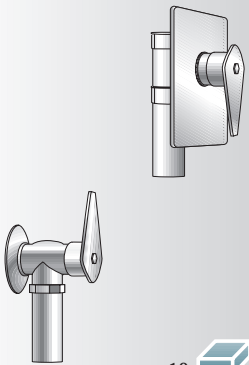

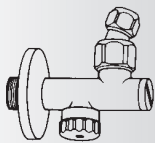

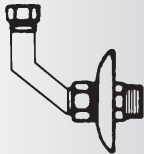

 Plastica
Plastic

 Altri
Others

 Box

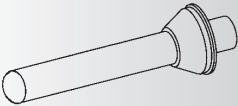

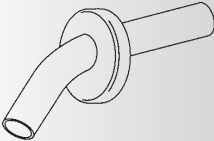

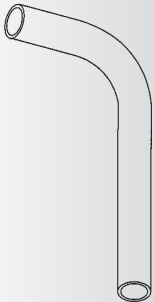

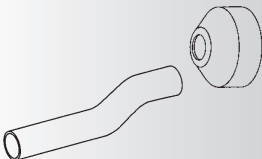

	ARTICOLO ARTICLE	DESCRIZIONE DISCRIPTION	PREZZO PRICE (A)	PREZZO PRICE (B)
 <p>10 </p>	L251.1Z	mis. 1" con tubo mm250 <i>1" with mms250 discharge pipe</i>		
	L251.2Z	mis. 1"1/4 con tubo mm250 <i>1"1/4 with mms250 discharge pipe</i>		
 <p>10 </p>	L261.1Z	mis. 1" con tubo mm250 <i>1" with mms250 discharge pipe</i>		
	L261.2Z	mis. 1"1/4 con tubo mm250 <i>1"1/4 with mms250 discharge pipe</i>		
 <p>10 </p>	L409.3S	piletta vasca mis. 1"1/2 <i>waste for bath - mis. 1"1/2</i>		
 <p>10 </p>	L415.3S	tipo normale - mis. 1"1/2 <i>normal type - mis. 1"1/2</i>		
	L416.3S	tipo a sedile - mis. 1"1/2 <i>sit-down type - mis. 1"1/2</i>		





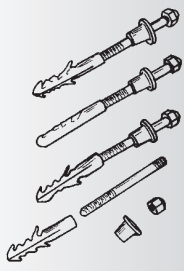

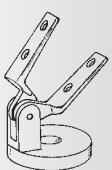

	ARTICOLO ARTICLE	DESCRIZIONE DISCRIPTION	PREZZO PRICE (A)	PREZZO PRICE (B)
 <p>Colonna scarico vasca automatica con erogazione al troppo pieno</p> <p><i>Automatic bath tube waste with overflow water inlet</i></p> <p>10 </p>	L419.3S	con erogazione al troppo pieno mis. 1"1/2 <i>with overflow water inlet, mis. 1"1/2</i>		
 <p>Rubinetto a sfera con attacco lavatrice</p> <p><i>Ball bibcock for washing machine</i></p> <p>10 </p>	L3346.11	rubinetto a sfera 1/2 x 3/4 <i>ball bibcock 1/2 x 3/4</i>		
 <p>Rubinetto per cassetta wc con raccordo in rame e campana</p> <p><i>Tap for tank, with copper connection and little bowl flange</i></p> <p>10 </p>	L317	rubinetto per cassetta M.M. 3/8 <i>tap for tank - M.M. 3/8</i>		
 <p>Completo per scaldabagno</p> <p><i>Complete set for water heater</i></p> <p>10 </p>	L310.14	completo mis.1/2 con squadretta Ø14 L.15x25 <i>1/2 complete set with Ø14 angle pipe 15x25mms long</i>		

	ARTICOLO ARTICLE	DESCRIZIONE DISCRIPTION	PREZZO PRICE (A)	PREZZO PRICE (B)
 10 	L3360.11	rubinetto incasso - mis. 1/2 <i>built-in ball valve - mis. 1/2</i>		
	L3360.0	rubinetto incasso - mis. 3/4 <i>built-in ball valve - mis. 3/4</i>		
 10 	L3376.0	passo rapido - mis. 3/4 <i>quick built-in wc discharge - mis. 3/4</i>		
	L3376.1	passo rapido - mis. 1" <i>quick built-in wc discharge - mis. 1"</i>		
 20 	L3190/SN	rubinetto sottolavabo - mis. 1/2 x 3/8 <i>angle ball tap - mis. 1/2 x 3/8</i>		
 20 	L300.10	curvetta sottolavabo mis. 1/2x3/8 <i>angle pipe connector - mis. 1/2x3/8</i>		

	ARTICOLO ARTICLE	DESCRIZIONE DISCRPTION	PREZZO PRICE (A)	PREZZO PRICE (B)
 20 	L301.12	squadretta Ø12 - mis. 15x25 <i>Ø12 angle pipe connector - mis. 15x25</i>		
	L301.14	squadretta Ø14 - mis. 15x25 <i>Ø14 angle pipe connector - mis. 15x25</i>		
 20 	L302.10	squadretta sottolavabo 45° mis.1/2 x 3/8 <i>45° angle pipe connector - mis. 1/2x3/8</i>		
 20 	L910	curva ad angolo - 1/2 x 1/2 <i>angle elbow - mis. 1/2 x 1/2</i>		
 10 	L422.1	piletta automatica da 1" <i>automatic waste 1"</i>		
	L422.2	piletta automatica da 1"1/4 <i>automatic waste 1"1/4</i>		

	ARTICOLO ARTICLE	DESCRIZIONE DISCRPTION	PREZZO PRICE (A)	PREZZO PRICE (B)
<p>10 </p>	L408.B70	<p>Piletta sifoide piatto doccia pesante con dado e codolo</p> <p><i>Heavy waste for shower tray with nut and tang</i></p> <p>per piatto doccia fire-clay Ø80 mis. 1"1/4 <i>for Ø80 fire-clay shower tray mis. 1"1/4</i></p>		
<p>10 </p>	L2064.80 L2065.80	<p>Piletta sifoide piatto doccia con corpo in PEHD e piletta in ottone</p> <p><i>Waste for shower tray with PEHD body and brass waste</i></p> <p>a saldare uscita Ø40 <i>to weld Ø40 outlet</i></p> <p>filettata da 1"1/2 con dado <i>1"1/2 threaded with nut</i></p>		
<p>10 </p>	L411.2	<p>Piletta sifoide pavimento pesante</p> <p><i>Heavy type floor waste</i></p> <p>quadrata 100x100 con uscita filettata 1"1/4 <i>100x100 square waste with threaded outlet</i></p>		
<p>10 </p>	L210.K26 L210.k30 L210.k32 L211.K26 L211.K30 L211.K32	<p>Tubo in ottone liscio e orlato lungo mm300</p> <p><i>Brass pipe normal and with hamming, mms300 long</i></p> <p>tubo orlato - Ø26x300 - <i>pipe with hamming</i> tubo orlato - Ø30x300 - <i>pipe with hamming</i> tubo orlato - Ø32x300 - <i>pipe with hamming</i> tubo liscio - Ø26x300 - <i>normal pipe</i> tubo liscio - Ø30x300 - <i>normal pipe</i> tubo liscio - Ø32x300 - <i>normal pipe</i></p>		




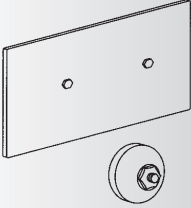

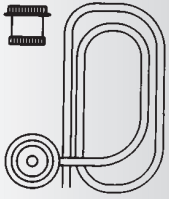

	ARTICOLO ARTICLE	DESCRIZIONE DISCRIPTION	PREZZO PRICE (A)	PREZZO PRICE (B)
 <p>Tubo ottone con borchia Ø75 in ottone</p> <p><i>brass pipe with Ø75 brass flange</i></p> <p>10 </p>	L204.K26	tubo con borchia Ø26x300 <i>pipe with flange Ø26x300</i>		
	L204.K30	tubo con borchia Ø30x300 <i>pipe with flange Ø30x300</i>		
	L204.K32	tubo con borchia Ø32x300 <i>pipe with flange Ø32x300</i>		
 <p>Tubo scarico cassetta 45°, con rosone</p> <p><i>45° discharge pipe for tank, with flange</i></p> <p>10 </p>	L212.R	tubo 45° - Ø30x280 <i>45° discharge pipe - Ø30x280</i>		
 <p>Tubo scarico 90°</p> <p><i>90° discharge pipe</i></p> <p>10 </p>	L209.30	tubo 90° - mis. Ø30 15x25 <i>90° discharge pipe - mis.Ø30 15x25</i>		
 <p>Tubo eccentrico con rosone</p> <p><i>Eccentric pipe with flange</i></p> <p>10 </p>	L213.K30	tubo eccentrico Ø30x300 <i>eccentric pipe Ø30x300</i>		
	L213.K32	tubo eccentrico Ø32x300 <i>eccentric pipe Ø32x300</i>		

	ARTICOLO ARTICLE	DESCRIZIONE DISCRPTION	PREZZO PRICE (A)	PREZZO PRICE (B)
 20 	L224.26	borchia h.30 - foro Ø26 <i>h.30 flange with hole Ø26</i>		
	L224.30	borchia h.30 - foro Ø30 <i>h.30 flange with hole Ø30</i>		
	L224.32	borchia h.30 - foro Ø32 <i>h.30 flange with hole Ø32</i>		
 20 	L1046	rosone per rubinetto da 1/2 <i>flange for tap - 1/2</i>		
 20 	L718.69	lunga mm69 - Ø6 <i>mms69 long - Ø6</i>		
	L718.82	lunga mm82 - Ø6 <i>mms82 long - Ø6</i>		
 20 	L707	coppia cerniere wc <i>couple universal wc hinge</i>		



Linea Lux Lux line

8.8
Lux

	ARTICOLO ARTICLE	DESCRIZIONE DISCRIPTION	PREZZO PRICE (A)	PREZZO PRICE (B)
 20 	L706.LUX	tappo copriforo <i>hole cover</i> <i>Hole cover Ø48</i>		
 10 	L2174	coperchio Ø125 <i>cover Ø125</i> <i>Cover with screw for floor trap</i>		
 10 	L110	completo per cassetta pucci <i>complete set for pucci tank</i> <i>Complete set for PUCCI tank</i>		
 10 	L130 L140	pulsante originale "CATIS" <i>"CATIS" original push button</i> pulsante tipo "catis" <i>"CATIS" type push button</i>		

Finitura / Finishing

(A)

Colorato
Coloured

(B)





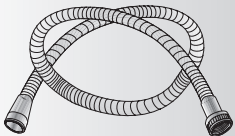

Dorato
Gold plated

Ramato
Old copper plated

Bronzato
Old brass plated



Box

	ARTICOLO ARTICLE	DESCRIZIONE DISCRPTION	PREZZO PRICE (A)	PREZZO PRICE (B)
 <p>Flessibile in treccia acciaio inox</p> <p><i>Steel plait flexible hose</i></p> <p>20 </p>	L551.20	flessibile inox cm.20 <i>steel plait flexible cms20</i>		
	L551.25	flessibile inox cm.25 <i>steel plait flexible cms25</i>		
	L551.30	flessibile inox cm.30 <i>steel plait flexible cms30</i>		
	L551.35	flessibile inox cm.35 <i>steel plait flexible cms35</i>		
	L551.40	flessibile inox cm.40 <i>steel plait flexible cms40</i>		
 <p>Tubetto con cartella e dado da 1/2</p> <p><i>Flanged pipe with 1/2 nut</i></p> <p>20 </p>	L552.25	lungo cm.25 - mis. 1/2x10 <i>25cms long - mis. 1/2x10</i>		
	L552.30	lungo cm.30 - mis. 1/2x10 <i>30cms long - mis. 1/2x10</i>		
	L552.35	lungo cm.35 - mis. 1/2x10 <i>35cms long - mis. 1/2x10</i>		
	L552.50	lungo cm.50 - mis. 1/2x10 <i>50cms long - mis. 1/2x10</i>		
 <p>Flessibile per doccia con attacco conico</p> <p><i>Flexible shower hose with conical connector</i></p> <p>20 </p>	L950/CNE	lungo cm100 - mis. 1/2x1/2 <i>100cms long - mis. 1/2x1/2</i>		
	L950/CNF	lungo cm120 - mis. 1/2x1/2 <i>120cms long - mis. 1/2x1/2</i>		
	L950/CNG	lungo cm150 - mis. 1/2x1/2 <i>150cms long - mis. 1/2x1/2</i>		
	L950/CNI	lungo cm200 - mis. 1/2x1/2 <i>200cms long - mis. 1/2x1/2</i>		



Riepilogo Articoli

List Articles



ARTICOLO ARTICLE	PAGINA PAGE	ARTICOLO ARTICLE	PAGINA PAGE	ARTICOLO ARTICLE	PAGINA PAGE	ARTICOLO ARTICLE	PAGINA PAGE	ARTICOLO ARTICLE	PAGINA PAGE	ARTICOLO ARTICLE	PAGINA PAGE
100	7.13	210.Y26	7.2	226.2Y	2.1	278.1Z	2.6	413.2	4.7	518.1	7.10
105	7.13	210.Y30	7.2	226.2Z	2.1	278.2X	2.6	413.3	4.7	518.2	7.10
110	7.13	210.Y32	7.2	227.1Y	2.4	278.2Z	2.6	415.3CC	3.6	518.3	7.10
140	7.12	210.Y40	7.2	227.1Z	2.4	281.1Y	2.4	415.3S	3.6	519.3	7.10
160	7.12	210.Z26	7.2	227.2Y	2.4	281.2Y	2.4	416.3CC	3.6	520.31	7.15
200.L26	7.2	210.Z30	7.2	227.2Z	2.4	300.10	6.1	416.3S	3.6	520.40	7.15
200.L30	7.2	210.Z32	7.2	228.1Y	2.5	301.10	6.1	417.2.32	3.7	520.44	7.15
200.L32	7.2	210.Z40	7.2	228.1Z	2.5	301.12	6.1	417.3.38	3.7	520.47	7.15
200.L40	7.2	211.32	7.4	228.2Y	2.5	301.14	6.1	418.2.35	3.7	520.52	7.15
201.50	5.4	211.K26	7.1	228.2Z	2.5	302.10	6.5	418.3.35	3.7	521.31	7.15
201.60	5.4	211.K30	7.1	232.1Y	2.1	302.14	6.1	419.3CC	3.5	521.40	7.15
202.30	7.16	211.K32	7.1	232.1Z	2.1	303.10	6.1	419.3S	3.5	521.41	7.15
202.45	7.16	211.K40	7.1	232.2Y	2.1	310.14	7.14	420.2	3.6	521.47	7.15
202.75	7.16	211.Y26	7.1	232.2Z	2.1	311.10	6.1	420.3	3.6	521.52	7.15
203.K26	7.2	211.Y30	7.1	233.1X	2.1	311.10D	6.1	421.2CC	3.1	524.31	7.15
203.K30	7.2	211.Y32	7.1	233.1Z	2.1	311.11	6.1	421.2S	3.1	524.40	7.15
203.K32	7.2	211.Y40	7.1	233.2X	2.1	316	7.13	421.3CC	3.1	524.47	7.15
203.K40	7.2	211.Z26	7.1	233.2Z	2.1	317	7.13	421.3S	3.1	524.52	7.15
203.Y26	7.2	211.Z30	7.1	235.2Y	1.1	323	4.6	422.1	2.9	531	6.3
203.Y30	7.2	211.Z32	7.1	235.2Z	1.1	324	4.6	422.2	2.9	532	6.3
203.Y32	7.2	211.Z40	7.1	251.1Y	2.3	325	4.6	423.2	2.9	533	6.3
203.Y40	7.2	212	7.3	251.1Z	2.3	326	4.5	428.3CC	3.5	534	6.3
203.Z26	7.2	212.32	7.4	251.2Y	2.3	327	4.5	428.3S	3.5	535	6.3
203.Z30	7.2	212.R	7.3	251.2Z	2.3	358.1.26	7.14	429.3CC	3.6	536	6.3
203.Z32	7.2	213.K30	5.4	252	7.14	358.2.30	7.14	429.3S	3.6	540.15	6.4
203.Z40	7.2	213.K32	5.4	253	7.14	358.2.32	7.14	430.3CC	3.6	540.20	6.4
204.K26	7.2	214.K30	5.4	256.1Y	2.3	359.1.26	7.14	430.3S	3.6	540.25	6.4
204.K30	7.2	214.K32	5.4	256.1Z	2.3	359.2.32	7.14	431.1.70	2.8	540.30	6.4
204.K32	7.2	215.K26	7.4	256.2Y	2.3	373	4.3	431.1S	2.8	540.35	6.4
204.K40	7.2	215.K30	7.4	256.2Z	2.3	374	4.3	431.2.70	2.8	540.40	6.4
204.Y26	7.2	215.K32	7.4	257.1X	2.4	375	4.3	431.2S	2.8	540.45	6.4
204.Y30	7.2	215.Z26	7.4	257.1Z	2.4	400.2.35	1.8	433.1CC	3.1	540.50	6.4
204.Y32	7.2	215.Z30	7.4	257.2X	2.4	400.2S	1.8	433.1S	3.1	540.60	6.4
204.Y40	7.2	215.Z32	7.4	257.2Z	2.4	401.0S	2.7	433.2CC	3.1	541.15	6.5
204.Z26	7.2	216.26	7.8	259.1Y	2.5	401.1.70	2.7	433.2S	3.1	541.20	6.5
204.Z30	7.2	216.30	7.8	259.2Y	2.5	401.1S	2.7	434.B.70	3.2	541.25	6.5
204.Z32	7.2	216.32	7.8	261.1Y	2.5	401.2.70	2.7	434.B.S	3.2	541.30	6.5
204.Z40	7.2	216.40	7.8	261.1Z	2.5	401.2S	2.7	435.1.70	2.8	541.35	6.5
205.26	7.5	217.26	7.8	261.2Y	2.5	405.1.70	2.7	435.1S	2.8	541.40	6.5
205.30	7.5	217.30	7.8	261.2Z	2.5	405.1S	2.7	440.3CC	3.6	541.45	6.5
205.32	7.5	217.32	7.8	262	7.4	407.2.35	1.8	440.3S	3.6	541.50	6.5
205.40	7.5	217.40	7.8	263	7.4	407.2S	1.8	441.3CC	3.6	541.60	6.5
207.Y30	7.4	219.26	7.7	264	7.4	408.1CC	3.2	441.3S	3.6	550.15	6.2
207.Z30	7.4	219.30	7.7	266.1Y	2.5	408.1S	3.1	450.1CC	3.2	550.20	6.2
208.26	7.4	219.32	7.7	266.1Z	2.5	408.2CC	3.2	450.1S	3.1	550.25	6.2
208.30	7.4	219.40	7.7	266.2Y	2.5	408.2S	3.1	450.2CC	3.2	550.30	6.2
209.26	7.4	221.1Y	2.1	266.2Z	2.5	408.B.70	3.2	450.2S	3.1	550.35	6.2
209.30	7.4	221.1Z	2.1	267.1X	2.6	408.B.S	3.2	500.26	7.5	550.40	6.2
209.Y26	7.3	221.2Y	2.1	267.1Z	2.6	409.2CC	3.5	500.30	7.5	550.45	6.2
209.Y30	7.3	221.2Z	2.1	267.2X	2.6	409.2S	3.5	500.32	7.5	550.50	6.2
209.Y32	7.3	224.26	7.7	267.2Z	2.6	409.3CC	3.5	500.40	7.5	550.55	6.2
209.Z26	7.3	224.30	7.7	270.240	2.6	409.3S	3.5	500.50	7.5	550.60	6.2
209.Z30	7.3	224.32	7.7	271.240	2.6	410.2	4.6	505.32	7.5	551.15	6.2
209.Z32	7.3	224.40	7.7	276.1X	2.4	411.2	4.6	505.40	7.5	551.20	6.2
210.K26	7.2	225.30	5.4	276.1Z	2.4	412	4.6	510.26	7.5	551.25	6.2
210.K30	7.2	225.32	5.4	276.2X	2.4	412.2	4.6	510.30	7.5	551.30	6.2
210.K32	7.2	226.1Y	2.1	276.2Z	2.4	412.3	4.6	510.32	7.5	551.35	6.2
210.K40	7.2	226.1Z	2.1	278.1X	2.6	413	4.7	510.40	7.5	551.40	6.2



Riepilogo Articoli

List Articles



ARTICOLO ARTICLE	PAGINA PAGE	ARTICOLO ARTICLE	PAGINA PAGE	ARTICOLO ARTICLE	PAGINA PAGE	ARTICOLO ARTICLE	PAGINA PAGE	ARTICOLO ARTICLE	PAGINA PAGE	ARTICOLO ARTICLE	PAGINA PAGE
551.45	6.2	600.11/15	7.20	608.20	1.10	655/0	7.19	676	7.26	1031.2	7.6
551.50	6.2	600.11/20	7.20	608/0	7.22	655/1	7.19	677	7.26	1031.3	7.6
551.55	6.2	600.11/25	7.20	608/10	7.22	655/10	7.19	678	7.26	1032	7.11
551.60	6.2	600.11/30	7.20	608/11	7.22	655/11	7.19	680	7.26	1033	7.11
552.25	6.3	600.11/40	7.20	609/0	7.23	656/0	7.19	681	7.26	1033/A	7.11
552.30	6.3	600.11/50	7.20	609/10	7.23	656/1	7.19	682	7.26	1034	7.11
552.35	6.3	600.11/60	7.20	609/11	7.23	656/10	7.19	683	7.26	1034/A	7.11
552.50	6.3	600.20	1.9	609/13	7.23	656/11	7.19	684	7.26	1035	7.12
553.30	6.2	600.25	1.9	609/14	7.23	657/0	7.19	685	7.26	1036	7.12
553.35	6.2	600.30	1.9	610	1.10	657/1	7.19	686	7.23	1037	7.12
553.40	6.2	601.20	1.9	611	1.10	657/10	7.19	688	7.23	1040.1	7.10
553.45	6.2	601.25	1.9	612	1.10	657/11	7.19	690	7.23	1040.2	7.10
553.50	6.2	601.30	1.9	613	1.10	658/0	7.19	692	7.23	1040.3	7.10
553.60	6.2	601/0	7.21	614	1.10	658/1	7.19	695	7.23	1041.1	7.10
554.30	6.2	601/1	7.21	615	1.10	658/10	7.19	696	7.23	1041.2	7.10
554.35	6.2	601/10	7.21	617	7.8	658/11	7.19	697	4.6	1041.3	7.10
554.40	6.2	601/11	7.21	618	7.8	659	7.23	698	5.4	1042	7.11
554.45	6.2	602.20	1.9	619	7.8	660	7.23	699	5.5	1043	7.7
554.50	6.2	602.25	1.9	620	7.8	661	7.23	706.INOX	7.12	1044	7.12
554.60	6.2	602.30	1.9	621	7.17	662	7.23	706.LUX	7.12	1045	7.9
555.100	6.3	602/0	7.21	622	7.17	664/0	7.24	707	5.4	1045OT	7.9
555.120	6.3	602/1	7.21	623	7.17	664/11	7.24	709	7.16	1046	7.9
555.150	6.3	602/10	7.21	624	7.17	665.0	7.20	711.100	7.15	1046.OT	7.9
555.40	6.3	602/11	7.21	625	7.17	665.1	7.20	711.120	7.15	1050.2CR	1.2
555.50	6.3	603.20	1.10	626	7.17	665.10	7.20	711.140	7.15	1050.2PL	1.2
555.60	6.3	603.25	1.10	627	7.17	665.11	7.20	712.100	7.15	1050.3CR	1.2
555.80	6.3	603.30	1.10	628	7.17	665.12	7.20	717.95	7.16	1050.3PL	1.2
570	6.4	603/0	7.21	629	7.17	665.2	7.20	718.69	7.15	1051.2CR	1.3
571	6.4	603/1	7.21	630	7.17	665.3	7.20	718.82	7.15	1051.2PL	1.3
572	6.4	603/10	7.21	631	7.17	665.4	7.20	719	7.16	1051.3CR	1.3
573	1/2	603/11	7.21	632	7.18	665.9	7.20	910	7.13	1051.3PL	1.3
574	1/2	604.20	1.10	633	7.18	666.10	7.24	910/SN	7.13	1052	7.9
575	1/2	604.25	1.10	634	7.18	666.11	7.24	1000.2CR	1.2	1060.2CR	1.3
576	1/2	604.30	1.10	636	7.18	667.0	7.24	1000.2PL	1.2	1060.2PL	1.3
577	3/4	604/0	7.21	638	7.18	667.1	7.24	1001.2CR	1.2	1060.3CR	1.3
578	3/4	604/1	7.21	644	7.18	667.11	7.24	1001.2PL	1.2	1060.3PL	1.3
579	3/4	604/10	7.21	645	7.18	667.2	7.24	1005.2CR	1.3	1061.2CR	1.4
580	3/4	604/11	7.21	646	7.18	667.3	7.24	1005.2PL	1.3	1061.2PL	1.4
585/11	7.24	605.20	1.10	647	7.18	667.4	7.24	1006.2CR	1.3	1061.3CR	1.4
590/0	7.24	605.25	1.10	648	7.19	668.0	7.25	1006.2PL	1.3	1061.3PL	1.4
590/11	7.24	605.30	1.10	649	7.19	668.1	7.25	1010	3.9	1100.232	2.2
595/11	7.24	605/0	7.22	650	7.19	668.2	7.25	1011	3.9	1100.240	2.2
600.0/10	7.20	605/1	7.22	651/0	7.19	668.3	7.25	1012	3.9	1100.340	2.2
600.0/15	7.20	605/10	7.22	651/1	7.19	668.4	7.25	1013	3.9	1109.232	2.2
600.0/20	7.20	605/11	7.22	651/10	7.19	668.5	7.25	1014	3.10	1111.232	2.2
600.0/25	7.20	606.15	1.10	651/11	7.19	668.6	7.25	1015	3.10	1112.232	2.2
600.0/30	7.20	606.20	1.10	652/0	7.19	668.8	7.25	1020	7.8	1117.232	2.6
600.0/40	7.20	606/0	7.22	652/1	7.19	669.0	7.25	1021	7.8	1118.232	2.7
600.0/50	7.20	606/10	7.22	652/10	7.19	669.1	7.25	1022	7.8	1121.265	2.8
600.0/60	7.20	606/10D	7.22	652/11	7.19	669.11	7.25	1023	7.8	1121.280	1.9
600.10/10	7.20	606/11	7.22	653/0	7.19	670.10	7.25	1024	7.8	1121.380	1.9
600.10/15	7.20	607.15	1.10	653/1	7.19	671.10	7.25	1025	7.8	1122.265	2.8
600.10/20	7.20	607.20	1.10	653/10	7.19	672.10	7.25	1028.26	7.6	1122.280	1.9
600.10/25	7.20	607/0	7.22	653/11	7.19	672.11	7.25	1028.30	7.6	1122.380	1.9
600.10/30	7.20	607/1	7.22	654/0	7.19	673.10	7.25	1028.32	7.6	1123.265	2.8
600.10/40	7.20	607/10	7.22	654/1	7.19	674.10	7.26	1028.40	7.6	1123.280	1.9
600.10/50	7.20	607/11	7.22	654/10	7.19	674.11	7.26	1030.2	7.6	1123.380	1.9
600.11/10	7.20	608.15	1.10	654/11	7.19	675	7.26	1031	7.11	1124.265	2.8



Riepilogo Articoli

List Articles



ARTICOLO ARTICLE	PAGINA PAGE	ARTICOLO ARTICLE	PAGINA PAGE	ARTICOLO ARTICLE	PAGINA PAGE	ARTICOLO ARTICLE	PAGINA PAGE	ARTICOLO ARTICLE	PAGINA PAGE	ARTICOLO ARTICLE	PAGINA PAGE
1124.280	1.9	2014.3	4.3	2142	1.8	2248	7.7	322.200	4.5	L3376.1	8.3
1124.380	1.9	2020	3.5	2143	1.8	2249	7.7	322.250	4.5	L408.B.70	8.5
1128.232	2.3	2020/SIF.	3.5	2150	7.1	2250	7.6	322.300	4.5	L409.3S	8.1
1128.240	2.3	2021	7.6	2150/PL	7.1	2251	7.6	322.400	4.5	L411.2	8.5
1128.340	2.3	2022	7.6	2151	7.1	2252	7.6	322.500	4.5	L415.3S	8.1
1129.232	2.3	2023	7.6	2151/PL	7.1	2253	7.6	3340.11	4.1	L416.3S	8.1
1130.232	2.3	2024	7.6	2151A	7.1	2254	7.6	3341.11	4.1	L419.3S	8.2
1139.266	2.8	2024.125	4.8	2151A/PL	7.1	2255	7.6	3343.11	4.1	L422.1	8.4
1139.370	2.8	2024.150	4.8	2152	7.1	2256	3.8	3344.11	4.2	L422.2	8.4
1140.266	2.8	2025.125	4.8	2152/PL	7.1	2257	3.8	3345.0	4.2	L551.20	8.9
1140.370	2.8	2025.150	4.8	2153	7.1	2258	3.8	3346.11	4.2	L551.25	8.9
1141.266	2.8	2026	4.8	2153/PL	7.1	2259	3.8	3354.11	4.2	L551.30	8.9
1142.266	2.8	2027	4.4	2155	7.1	2260	3.8	3356.11	4.1	L551.35	8.9
1152.280	1.9	2028	4.4	2156	7.1	2261	3.8	3375.0	7.13	L551.40	8.9
1152.380	1.9	2029	4.4	2158	7.26	2262	3.8	3375.1	7.13	L552.25	8.9
1153.280	1.9	2030	4.7	2159	7.26	2263	3.8	3376.0	7.13	L552.30	8.9
1153.380	1.9	2031	4.7	2160	7.26	2264	3.4	3376.1	7.13	L552.35	8.9
1154.280	1.9	2033	4.7	2161	7.26	2265	3.4	3380.11	4.3	L552.50	8.9
1154.380	1.9	2034	4.7	2170	7.27	2266	3.4	6137.0	5.5	L706.LUX	8.8
1155.280	1.9	2035	5.2	2171	7.27	2267	3.4	6137.2	5.5	L707	8.7
1155.380	1.9	2036	5.3	2172	7.27	2268	3.3	L1046	8.7	L718.69	8.7
1158	2.9	2037	5.3	2173	7.27	2269	3.3	L110	8.8	L718.82	8.7
1159	2.9	2038	5.3	2174	4.9	2270	3.3	L130	8.8	L910	8.4
1160	2.9	2039	5.3	2175	4.9	2271	3.3	L140	8.8	L950/CNE	8.9
1161	2.9	2040	5.3	2201	1.5	2272	3.4	L204.K26	8.6	L950/CNF	8.9
1200.232	1.1	2041	7.10	2202	1.5	2273	3.4	L204.K30	8.6	L950/CNG	8.9
1200.332	1.1	2046	7.10	2203	1.5	2274	3.5	L204.K32	8.6	L950/CNI	8.9
1200.340	1.1	2047	7.10	2204	1.6	2275	3.5	L2064.80	8.5	Z1100.232	2.2
1201.232	1.1	2048	7.10	2205	1.6	2279	3.1	L2065.80	8.5	Z1109.232	2.2
1201.340	1.1	2056	7.9	2206	1.6	2280	4.9	L209.30	8.6	Z1111.232	2.2
1210.232	1.1	2057	7.9	2208	1.6	2281	5.1	L210.K26	8.5	Z1117.232	2.7
1210.332	1.1	2058	7.9	2210	1.6	2281A	5.1	L210.K30	8.5		
1210.340	1.1	2059	7.9	2212	1.6	2282	5.1	L210.K32	8.5		
1211.232	1.2	2060	7.9	2214	3.8	2282A	5.1	L211.K26	8.5		
1211.340	1.2	2061	7.9	2215	3.8	2283	5.2	L211.K30	8.5		
2000.3PL	1.4	2062	7.9	2216	3.8	2284	5.2	L211.K32	8.5		
2001.3PL	1.4	2063	7.9	2217	3.8	2285	5.2	L212.R	8.6		
2002.3PL	1.4	2064	7.9	2218	4.4	2286	5.2	L213.K30	8.6		
2003.3PL	1.5	2064.70	3.2	2220	3.9	2300	3.9	L213.K32	8.6		
2004.2CP	1.6	2064.80	3.2	2221	3.9	3190/S	6.1	L2145	8.8		
2004.2SP	1.6	2065.70	3.3	2222	3.9	3190/SN	6.1	L224.26	8.7		
2004.3CP	1.6	2065.80	3.3	2223	3.9	3190/V	6.1	L224.30	8.7		
2004.3SP	1.6	2065.UN	7.9	2224	3.4	3190/VN	6.1	L224.32	8.7		
2007	1.7	2078	7.7	2225	3.4	320.100	4.5	L251.1Z	8.1		
2008	1.7	2079	7.7	2226	3.3	320.150	4.5	L251.2Z	8.1		
2008.MP	1.7	2080	7.7	2227	3.3	320.200	4.5	L261.1Z	8.1		
2009	7.11	2081	7.7	2228	4.8	320.250	4.5	L261.2Z	8.1		
2009.2	1.7	2082	5.1	2229	4.8	320.300	4.5	L300.10	8.3		
2009.3	1.7	2082E	5.1	2230	4.8	320.400	4.5	L301.12	8.4		
2010.2	1.7	2091	4.4	2231	4.8	320.500	4.5	L301.14	8.4		
2010.3	1.7	2092	4.4	2232	4.7	321.100	4.5	L302.10	8.4		
2011	7.11	2093	3.7	2233	4.7	321.150	4.5	L310.14	8.2		
2012	7.3	2094	3.7	2234	4.7	321.200	4.5	L317	8.2		
2012.1	7.3	2095	3.7	2235	4.7	321.250	4.5	L3190/SN	8.3		
2012.2	7.3	2096	3.7	2244	7.7	321.300	4.5	L3346.11	8.2		
2012.3	7.3	2130	5.1	2245	7.7	321.400	4.5	L3360.0	8.3		
2013	4.3	2140	1.8	2246	7.7	321.500	4.5	L3360.11	8.3		
2014.2	4.3	2141	1.8	2247	7.7	322.150	4.5	L3376.0	8.3		